




# Antique Flyer



AMA CHAPTER #108

July 1995

Issue 155

## June Chapter Meeting

By John Carlson

A warm, summer solstice, evening brought twenty seven members and visitors to the Schellville hangar where Remo Galeazzi is in the process of restoring a circa 1930 Rose Parakeet biplane, (more on this later herein). This, the longest meeting of the year capped the longest day of the year, breaking up about 10:30 PM, but much was accomplished. Attending was our original Jr. O/T'er Sky Greenawalt who just finished prep school in the east and is now back, for the next few years at least. Sky will be attending Santa Clara in the fall as an engineering student, and hopes to land a part-time summer job as a "gopher" at Schellville. We are looking forward to his becoming a "regular" at our meetings and events. Other visitors included Dick Lemme of Santa Rosa, and the North Bay R/C Club, who brought an outstanding scale Stinson R/C model for the Show & Tell session, also Hart Jewell, another model builder with a hangar at Schellville and, according to Don Bekins, the one who taught Don to fly R/C gliders.

## ANNOUNCEMENTS

Rod Persons advised that our Veep, Tim Younggren, had just returned from the hospital following major surgery. Tim will not be able to attend meetings or meets for some time. Rod suggested "Get Well" cards would be appropriate but phone calls, if made, should be kept very short. All present expressed their concern and their best wishes for a speedy recovery.

Don Bekins has a whole new batch of other clubs' newsletters. These will be transferred to the binders, replacing the old ones, and will be available at the next meeting.

Ron Keil had received a batch of flyers for the SAM 101 Second Annual Meet on

July 15-16 at Condors Field, Camarillo, CA. Copies were handed out to those present.

## JR O/T REPORT

Rocco Ferrario was not present to report on his groups activities, however several are expected to participate in the first 1/4 A Nostalgia FF Meet on June 24. Rod Persons reported that the young man he is working with, Dave Bowen, is at the stage of covering his Kerswap model and hopes to bring it to one of our future meetings.

## OLD BUSINESS

### Lawn Mower

Dick O'Brien has assumed custody of the lawn mower and it now resides in his garage. Thank you Dick and we hope this will be the last report for a long time regarding this tiresome subject.

### Silent Auction Status

John Carlson reported that most of the money has been collected and the items delivered, essentially ending this activity, and adding a total of \$345 to the Club's treasury. The only remaining items from the Gene Mathieu donation are the glider kit, electric motor, radio, battery charger and the Entering Electrics book, all of which will be awarded as the main prize in our end-of-year raffle. John reminded us that Mrs. Mathieu had expressed the wish that some of the items or proceeds be allocated to the Jr. O/T program. This was discussed and it was decided that the \$345 would be so allocated and the electric glider package would be used to enhance the raffle.

### O/T Rubber Meet Update

Jerry Rocha advised that a flyer for this July 22 contest has been mailed to all previous non-SAM 27 participants and a copy appears in the June 1995 Antique Flyer. Jerry had a correction in that 1/4 A

should precede Nostalgia in the combined event, and a change phoned in by Jim Persson of SAM 32 which adds the Pacific Ace to the list of events. Jerry will organize the Jr. O/T group to place ribbons to outline the parking and launch areas. He will be there overnight so early arrivals can fly as soon as they desire which might be advantageous if the wind comes up. We are looking forward to another successful meet and a chance to get together with some of our more seldom seen modelers.

### 1/4 A FF Nostalgia Meet

Rod Persons advised that Tim Younggren had turned over all the contest material he had prepared and that Rod would be the acting Contest Director. The results of this meet are presented elsewhere herein.

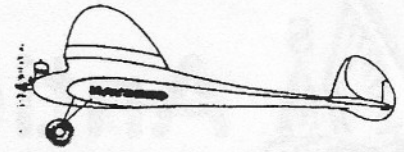
### Technical Presentations

Rod again made a plea for volunteers and/or suggestions for future technical presentations. Anyone who knows of someone, modeler or not, who is knowledgeable on some subject of interest to our members are urged to phone Rod who will contact that person and try to arrange a presentation.

### Crash & Bash Arrangements

Rod reported that CD Ed Hamler together with Don Bekins is preparing a flyer to be sent to all prior contestants. Ed is reviewing the popularity or non-popularity of several events and will be prepared to discuss possible changes at the July meeting. Rocco Ferrario will purchase food and supplies for the two lunches or turn over the list to Rod if he is unable to attend. Loren and Miriam Schmidt will do their usual superb job for the Friday and Saturday dinners. Rod remarked that SAM 27 members were noticeably scarce when cleanup chores were in order and that most of the help in this regard came from other participants. We hope that this will not occur this year.

A short discussion on the small vs. large



tank for the 1/2 /a event resulted in the decision that either would be allowed, with an 8 minute max for the small tank and 15 minutes for the large, similar to the New Zealand rules.

The launch area will be moved 100 ft. out from its previous location to provide more separation from the pit area and spectators.

Rocco will procure balsa and ribbons for events prizes. The raffle grand prize will be an Airtronics radio with Micro Rx and Microlite servos, previously purchased. Joe Meere volunteered to be the Raffle Prize Coordinator to solicit member (or other) contributions and arrange pickup and/or transportation as required.

## SAM 25 "Its a LU LU" POSTAL CONTEST

This towline glider or catapult contest was announced and described at the last meeting and brought up again to see if there was any interest. None present came forward so it appears to be a dead issue.

## **NEW BUSINESS**

### MECCA Collecto

The MECCA Collecto will again be held this year at the Napa Redwood Middle School. The date is Saturday, July 15, the week before the O/T /rubber meet.

### SAM CHAMPS

Don Bekins reported that Art Hillis tells him the block of rooms at the headquarters Sheraton Hotel are now all booked but there are plenty of other rooms available at the many other hotels and motels in the area. There will be a number of attendees from other countries. The field is in "perfect" shape and the entry road has been improved. Don and Art are looking forward to a super SAM CHAMPS.

### SAM SPEAKS - Rules Balloting

Don advised that the next issue of SAM SPEAKS is at the printer and you will probably be receiving it before you receive this. That issue will contain the ballots for the several rules changes proposed in the May-June issue which, for some reason, unfortunately omitted the various pros and

cons submitted regarding these proposed changes. Don strongly urged that all carefully review the proposals and mail in your ballots.

## TECHNICAL PRESENTATION

Nick Sanford, originally scheduled to talk and demonstrate fiberglass parts fabrication graciously stepped aside to let Don Bekins make a presentation on Polyspan covering material and techniques. Don was very enthusiastic about this product, having just completed using it on most of his reconstructed Class C Lanzo Bomber and on a new Rambler model. According to Don the product is a tissue made of non-woven polyester fibers and looks much like Silkspan, shrinks with heat better than MonoKote and much better than Micafilm. It is very puncture resistant, unaffected by humidity and, when shrunk and doped adds to the structure strength like silk. Weight is about 0.077 oz.(0.22 g.) per square foot. The material is made in Germany under the trade name "viledon" and is used there in the manufacture of clothing as an interfacing material between layers of fabric to give body and support. The German model builders apparently discovered that the material was very suited to model covering. Presently two US model suppliers import in bulk, cut, package and sell the material as Polyspan. These are Starline International in Arizona and Model Research Labs of Mission Viejo, CA. who charge about \$0.75 and \$0.45 per square foot respectively plus postage. A quite complete article on the material appeared in the December 1994 issue of Flying Models magazine.

Don applied the Polyspan much like silk, first coating the structure with a couple of coats of nitrate dope, applying the material, and brushing on thinner through the covering to adhere it to the structure. Polyspan is not dampened like silk, it is shrunk with heat and can be made to conform to compound curves by applying heat with an iron and pulling to stretch. Shrinking with a heat gun is much easier than with an iron, however care must be taken to avoid local overheating or holes will result. Creases resulting from folding disappear following heat shrinking. The

material has an easily seen grain which runs lengthwise in the sheet and which should run in the long direction of the structure being covered. One side is shiny and the other more or less dull. The shiny side should face out. The material as furnished is white and color must be applied after doping as described later herein.

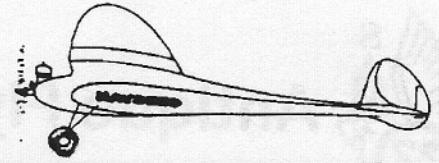
Polyspan is porous and must be sealed. Don used two coats of 50/50 dope and thinner applied with a disposable sponge brush and believes it to be sufficient to effectively fill and seal the material. To color the Polyspan Don recommends a mixture of 90% thinner and 10% dope to which is added about a fifth of a teaspoon of aniline dye per cup (8 oz) of thinner/dope. The dye is available from either of the two suppliers indicated above but Don says it may also be ordered from several of the mail-order woodworking material suppliers. The mixture is applied by spraying with an airbrush or a touchup gun. Many light coat passes will result in even and full penetration of the coloring into the doped Polyspan resulting in a pleasing translucent finish. Rod Persons reported that he has had good success with Hobby Pox where an opaque finish is desired. Another coloring method which Don expects to experiment with is to spray the dull side with a mixture of methanol and dye before covering the structure.

Scissors work well for cutting the material, but trimming with Exacto blades requires frequent changing. Rod Persons said he had good results with a single-edge razor blade frequently stropped on a pine board. Conforming to a sharp edge such as a trailing edge requires the use of a covering iron much as is required with MonoKote. Edges sand satisfactorily after doping. Don has experimented with the UHU glue stick and feels it may produce satisfactory results. The UHU has a tendency to do a certain amount of balling up when applied and should be smoothed out with a finger or stiff piece of plastic before applying the covering. The covering can be applied before the UHU has set or after set by heating with a trim covering iron to soften the glue. A recent article in one of the modeling magazines said that UHU can be allowed to dry, even as much as days, and then applying the covering and brushing



# Antique Flyer

July 1995



through to the structure with isopropyl (rubbing) alcohol which softens the glue allowing the covering to adhere.

Don was so enthusiastic about Polyspan that he purchased a whole roll, 50 meters long and 1 meter wide and proposed that the club buy it and sell it to members at only slightly above cost. The roll cost was \$210 which works out to about \$1.28 a linear foot (1 meter wide). This proposal was approved and the price to members is set at \$1.50/LF. See adv. later herein.

## SHOW & TELL

Dick O'Brien announced that it was Don Bekins' birthday and produced a couple of large platters, one full of cookies and the other with crunchy, chocolaty chunks topped with a single candle. These were made by Dick's wife Roseline and their granddaughter, thanks to you both. Don blew out the candle, we all sang the usual song and ate up the goodies. Happy Birthday Don.

Don Bekins showed his reconstructed Bomber and new Rambler displaying his expert use of Polyspan and featuring spectacular graphics made by him with the use of a new computer program. The program can make letters in any of many fonts and sizes and can arrange the letters in many forms such as circular, in an arc, progressively increasing and/or decreasing in size, etc. These are then printed and the print taped to an appropriate color of MonoKote, cut out with a #11 blade and applied to the model with a trim iron on low heat so that the letters adhere but do not shrink. Don offered to make such graphics for members on request. By the way, the Rambler flew a max on its very first, and only flight to date, requiring absolutely no trim adjustments. Looks like another winner for Don.

John Hlebcar displayed his nearly completed 1/4 A FUBAR model, beautifully finished in white, red and black with scarce gold colored decals. John wasn't sure whether he would have the model ready for the meet on the following Saturday.

Ray McGowan showed his 1/4 A T-Bird nicely covered in red and yellow tissue and

featuring a button timer that he had cleverly rigged to trigger both the fuel cutoff and the D/T. Ray is one of the most innovative members in the Chapter. Ray also modestly announced he had won three first places in a glider meet the previous week. Nice going Ray!

Remo Galeazzi attends the Watsonville Antique Fly-in every year and usually has a P-Nut model to fly in the informal contest at the annual banquet. Remo has done quite well in previous years but lost the past two years. Determined to be the winner this year he built a model of the ANEC, a British, 1920's ultralite which finished out at a mere 5 grams. Test flights at Earl Hoffman's church in Santa Rosa produced a very creditable duration of over 1 minute. However, after viewing the low ceiling and many girders at the banquet site, Remo decided not to sacrifice the model and now has to figure out what to do for next year.

Rod Persons' 1/4 A entry is a nicely finished red and green Top Banana, a design by Jay Jackson of Salt Lake City. Rod reports they have a very active club with frequent flying dates for both indoor and outdoor models and recommends that, when in the area, it be checked out.

Pete Samuelson, the man of many Foote Westerners, showed his latest, a 10 ft. wing span monster, finished in Pete's standard red and yellow. Wing area is 1535 sq. in and the lifting stab has 500. Power is an OS 4-stroke converted to ignition. Pete described the disastrous first test flight at the Napa R/C field. He had applied full up trim for climb and after engine shutoff, started to apply some down trim. The model picked up speed and the lifting stab apparently caused it to nose over. Full up-stick failed to result in pulling out. The wing folded and down she came, fortunately through a tree which limited damage to some extent. Pete has rebuilt worse crashes than this and within 1 1/2 weeks had it flying again. Doubling the elevator area and adding some wing incidence seems to have corrected the problem and the model now has about 5 successful flights to its credit. Pete also showed a Tower mini-tachometer which he had modified after replacing a set of fairly expensive batteries gone dead when he inadvertently left it turned on. Pete had

attached a small momentary contact switch and connected it into the circuit to only apply power while he holds the tach and presses the switch. Looks like a smart idea.

Nick Sanford brought his nearly completed Brown Jr. powered Buccaneer Standard. The plans, dated 1937, proudly proclaimed "A Gasoline Powered Model Airplane" Nick covered the model with Polyspan and was quite pleased with the results. The model is doped, but the coloring has yet to be done. Nick has made a fiberglass cowl which we expect to see next meeting when he makes his Technical Presentation. Nick also showed a new type of holographic super-reflective, self adhesive, mylar plastic sheet useful to increase model visibility. The plastic is available from TAP Plastics and appears to be much better than the pattern previously available there. Cost is about \$0.75/ft for 4" wide strips.

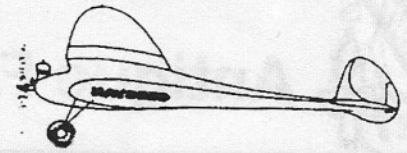
Steve Remington displayed his new CO2 powered, circa. 1929 General Aristocrat R/C scale model.

A Cannon ultra lite radio operating pull-pull cables work the control surfaces. The model is from an old Flyline kit, 36" span, 135 sq. in., covered in orange and black tissue and features Steve's meticulous workmanship.

Dick Lemme, our visitor, dazzled us with his scale Stintson which evolved from a Cleveland FF kit which Dick modified for R/C. The model is about 6 or 7 ft in span, powered by an Ohlsson 60, covered with Coverite and finished in cream and red. The many scale features include streamline bumps in the cowling over the rocker arm covers, the Stintson bow & arrow logo, wheel pants and landing gear struts nicely faired, and many more. The model has logged many flights and Dick is very pleased with its performance.

Jr. O/T James Terry displayed a medal which had been prepared for him by Bob White as a further reward for his performance at Waegell Field. James is acquiring quite a collection.

Remo topped off the Show & Tell session with a brief talk about the Rose Parakeet restoration underway. The owner, a lady pilot, acquired the aircraft as a "project".



Remo thinks the plane was at least partially factory built for completion by others, and doubts that it ever flew. The design is from the 1930's and a number were built at the factory but the design was also made available to homebuilders. Remo is doing the airframe restoration and the engine work is by Jim Williams, another of the Schellville pilot/builder/mechanics. The Parakeet is a single place biplane of about 19 ft. span. The fuselage is welded steel tube and the wings have wood spars and ribs. The engine on the original was a 40 hp Continental, upgraded to 85 hp after the war. The restoration will have 100 hp which should produce fantastic performance except for range, as the original small engine fuel tank had to be retained. Cross country will involve frequent stops. The wings' recovering is complete and the fuselage is next. It is hoped that test flights will be possible later this year.

## RAFFLE

In the absence of our Veep/Raffle Meister Tim, Buzz Passarino and Rod Persons conducted the raffle with results as follows.

Prize	Donor	Winner
Kit	John Hlebcar	John Carlson
Cutoff Timer	John Carlson	Steve Remington
Fuel Syringe	Tim Younggren	?
Miter Rite	SAM 27	Rick Madden
CA Glue	SAM 27	?
Valve Spout	SAM 27	Steve Remington
Nyros	SAM 27	James Terry

## ADVERTISEMENT

POLYSPAN, 1 meter wide, \$1.50 per linear ft. Order ahead by telephoning John Carlson at

(707) 996-8820 and pickup at next meeting. Order by mail and add \$1.00 postage.

Hangar One - Has small tanks for 1/2 A Texaco and .020 props 4 1/2 D. x 2 P. on hand, Rod reports.

## 1/4 A O/T NOSTALGIA GAS - FIRST MEET

by Rod Persons

For the first event of the Club Project we had a good turnout. Nine modelers showed up with at least 15 models. In addition we had excellent weather. Hot with the drift starting in the morning in a northeasterly direction, changing to northerly as the day went on. All models stayed well within walking distance. The only fairly long walk was for our Junior entry James Terry when he suffered an overrun that ran out the tank. In almost every case the models were test flown or had their initial flights at this meet. John Carlson, flying a Brooklyn Dodger, improved on each of his flights finishing with 209 seconds total. Rick Madden flew two models, a Bombshell and a Brooklyn Dodger, for a total of 176 seconds. One now needs a little repair. Rick was elated that he got his three officials in. Apparently he has had a problem in the past in that he was unable to complete a string.

Jerry Rocha, who had 4 models at the meet, started strong with a max and a second flight of 112 seconds after some initial trimming difficulties. John Hlebcar elected not to fly his very nice looking FU-BAR 34.

Ray McGowan also elected not to fly his T-Bird until he completes his trim flights. James Terry, SAM 27's up and coming Junior, not only trimmed his T-Bird with Jerry Rocha's and Dick O'Brien's help but went on to post a very respectful 165 seconds, including a first attempt overrun when the timer failed to cut off and ran out

the entire tank. After a retrieval hike of about 45 minutes he was back and completed his three official flights. Dick O'Brien test flew his Ram Rod but did not post any times. Could be he dinged it up a little. Rod Persons also flew a Top Banana, taking all five attempts to post three officials due to two overruns. Our super Editor Wes Funk, all the way down from Truckee has had problems with his Strato Streak. It would go one way one time and another way the next, finally ending the day in a spectacular nose-first landing.

All official flying was completed by 12:00 noon. This was in part due to the help of Joe Meere, Don Bekins, Pete Samuelson Dave Bowen, and Ron Keil all the way down from Clear Lake, all of whom helped time or assisted the competitors. A special thanks to Don Bekins for supplying the Balsa for first place winner Jerry Rocha who also took home a ribbon and a bottle of wine donated by Ed Hamler.

Official results are as follows:

Jerry Rocha	Zephyr	302 sec.
Rod Persons	Top Banana	282 sec.
John Carlson	Brooklyn Dodger	209 sec.
Rick Madden	Brooklyn Dodger	176 sec.
James Terry	T-Bird	165 sec.
Wes Funk	Strato Streak	41 sec.

Thanks to every one, especially Tim Younggren for setting this event up.




1/4 A Nostalgia Meet - Group Photo. June '95

John Hlebcar Photo



# Antique Flyer

July 1995



## July Meeting

The next meeting will be July 19, 7:30P.M. at the Novato Fire Department Training Room




*Right:*  
Jerry Rocha & Wes Funk, N.W. Regional U-Control Champs. Eugene, Oregon  
Jerry came home with 1st. in 1/2 AQ Proto and 2nd. in A Speed. Wes finished the same spot as the 1/2 A nostalgia meet.

*Sue Rocha Photo*




*Left:*  
Dick Leming's scale Stinson

*John Hlebcar Photo*



*Left:*  
Remo Galeazzi with ANEC-180 Penut Scale.

*John Hlebcar Photo*



*Right:*  
Editors friend and flying buddy, Bruce Agustus built this silk covered Rambler, Picture taken at the '93 SAM Champs.


*Wes Funk Photo*


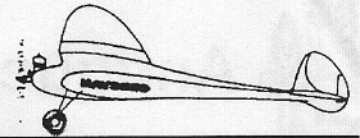


*Left:*  
Wes Funk with Class A Nostalgia Zeek, O.S. 15 Power. Honda to Fetch it. A good Flyer.

*Right:* Don't forget to bring your Pacific Ace to the meet on July 22.

*Wes Funk Photos*






Left:  
Rod Persons with 1/4 A  
Top Banana.



Right:  
Don Bekins with Rambler  
coverd with Polyspan,  
note graphics done by  
computer.




Left:  
Designer of the Ramrod  
Ron St.Jean holds Wes  
Funk's 1/4 A Nostalgia  
Ramrod.

Wes Funk Photo




Right:  
Ray McGowan with 1/2 A  
Texaco Scale Messer-  
schmidt, flew well the  
first time out.



Left:  
Last Months three view  
didn't include a photo,  
Miss Canada.

Right: O.T. Look Like!  
.020 Pee Wee power,  
called 1/4 Pint. Published  
in 1972, Designed by  
Paul Denson.  
Similar to O.T. 1/2 Pint  
by Louis Garami.

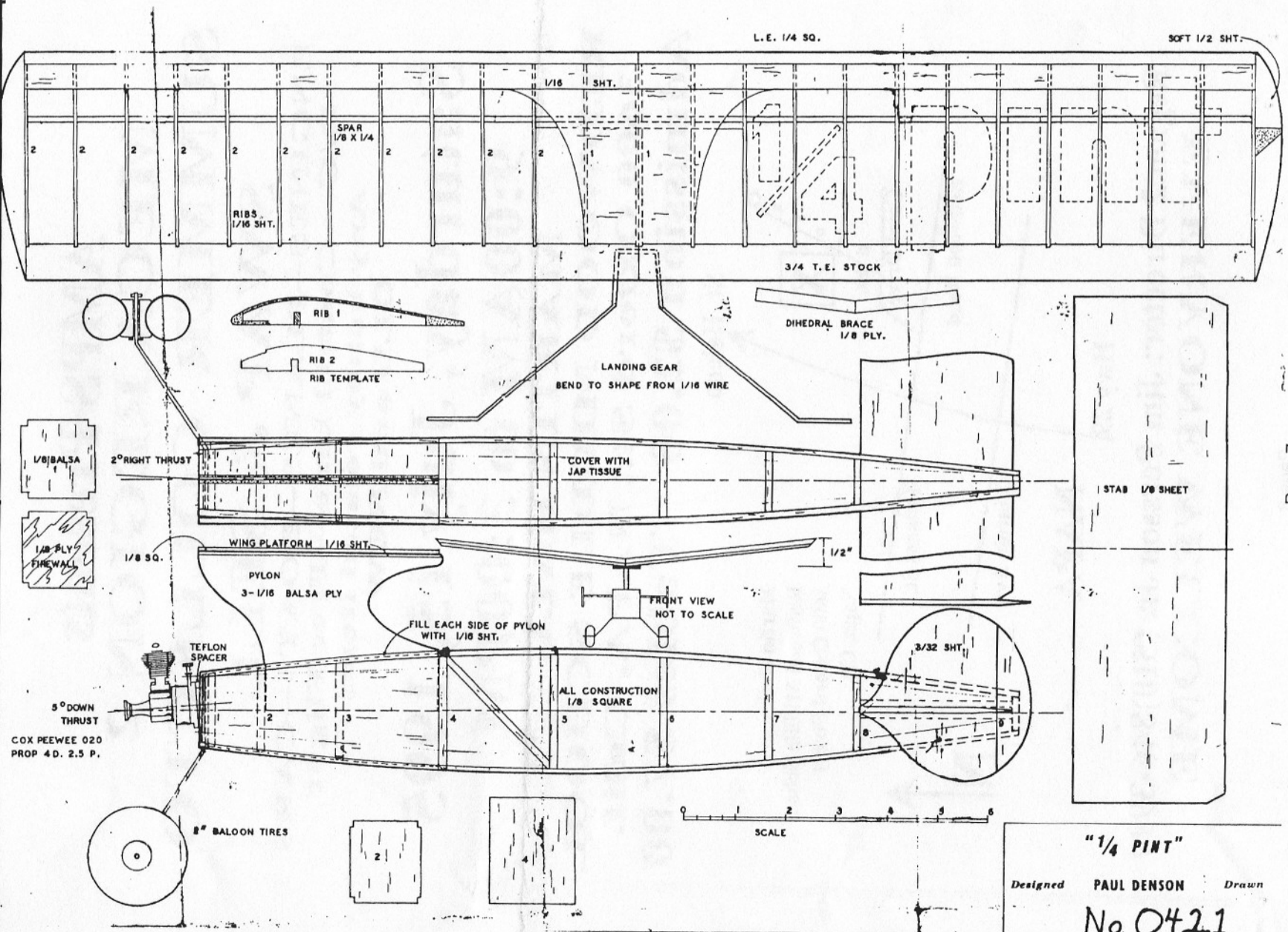
Wes Funk Photos





# Antique Flyer


July 1995



"1/4 PINT"

Designed PAUL DENSON Drawn

No. 0421



**AMPS Presents  
MECA REGION 2  
SUMMER COLLECTO  
SWAP & SELL**

**ENGINES--PLANES--BOATS--CARS  
R/C---Control Line---Free Flight  
Any hobby related items  
OLD and NEW**

**Saturday, July 15, 1995**

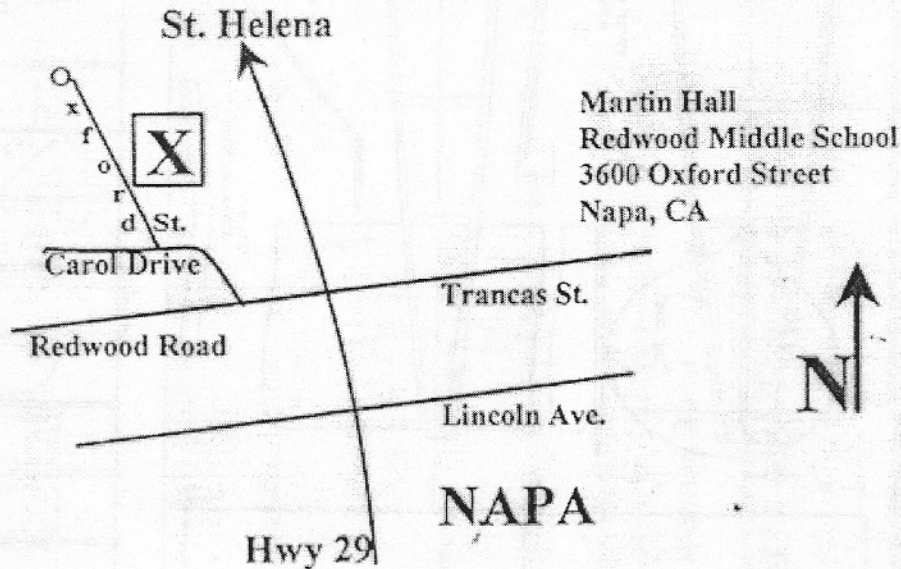
**9:00AM to 3:00PM**

**MARTIN HALL**

**REDWOOD MIDDLE SCHOOL**

**3600 Oxford St., NAPA, Calif.**

**Admission \$2.00 Tables \$7.00**



**Region 2 Director: Jim Persson Jr. (510)846-3999**

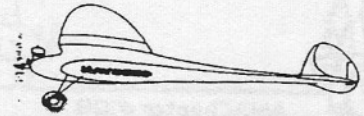
**EVERYONE WELCOME**





# Antique Flyer


July 1995



## 1995 CONTEST SCHEDULE

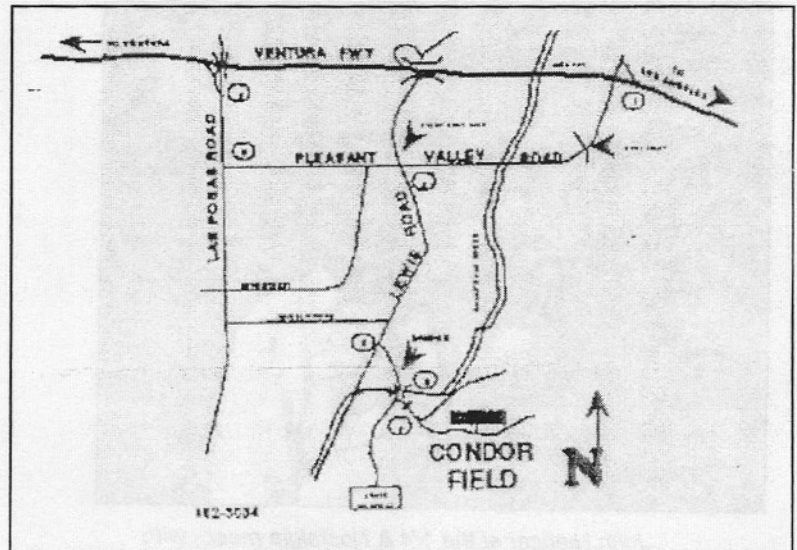
JULY 15 MECA COLLECTO	REDWOOD MIDDLE SCHOOL, NAPA
JULY 22 SAM 27 & AMPS / SAM 32 SPECIAL RUBBER & 1/4 A NOSTALGIA	LAKEVILLE RD.
AUG 5-6 SAM 34/51 O.T. R/C ASSIST MEET	CARSON CITY, NV.
AUG 19-20 NORTHWEST FREEFLIGHT CHAMPIONSHIPS	TANGENT, OR
AUG 19-20 NCFFC #3	WAEGELL FIELD
AUG 26-27 1/2A TEXACO CHALLENGE	INTERNATIONAL POSTAL CONTEST
SEP 2-3-4 U.S.F.F.C.	LOST HILLS
SEP 10-15 SAM CHAMPS	COLORADO SPRINGS, COLORADO
SEP 23-24 FRESNO ANNUAL & STOCKTON AMPS	LOST HILLS
OCT 7-8 SAM 27--CRASH & BASH ANNUAL	SCHMIDT RANCH
OCT 14-15 SIERRA CUP	WAEGELL FIELD
OCT 21-22 SAM 26--JOHN POND COMMEMORATIVE	SCHMIDT RANCH
OCT 21-22 SAN VALEERS NOSTALGIA ANNUAL	TAFT
NOV 5 NCFFC #4	WAEGELL FIELD
NOV 11-12 SAM 49--FALL ANNUAL	TAFT
NOV 11-12 SCAMPS ANNUAL	LOST HILLS

**YOU ARE INVITED TO  
SAM 101  
GOLD COAST EAGLES  
CONTEST!  
JULY 15-16, 1995  
CONDORS FIELD  
CAMARILLO, CA.**



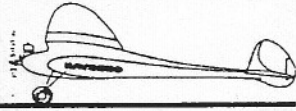
Don Bekins with his resurrected Lanzo Bomber

John Hlebcar Photo





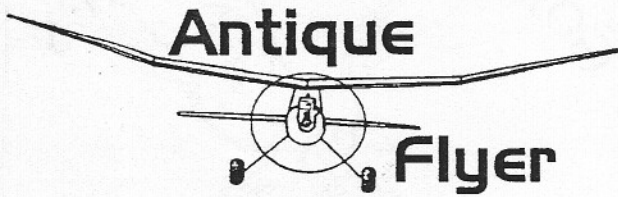
AM A Chapter #108



OFFICERS

- President: Rod Persons (707) 894-5788
Vice President: Tim Younggren (707) 433-9317
Treasurer: John Carlson (707) 996-8820
Contest Director: Ed Hamler (707) 255-3547
Official Photographer: John Hlebcar (707) 252-8482
Editor: Wes Funk (916) 587-2785

P.O. Box 8241, Truckee, Ca. 96162



July 1995



John Hlebcar at the 1/4 A Nostalgia meet - with Fu-Bar 34

Membership

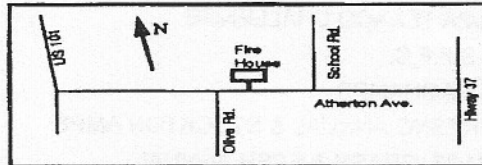
Membership is \$15 for the calendar year. After February, the dues for a new member will be prorated.

Due to increasing cost of publication and mailing, the Associate Member category has been dropped.

Send dues to John Carlson, Treasurer. Make checks payable to SAM 27.


Meetings

Membership meetings are held on the third Wednesday of each month at the Navato Fire Department, Training Room, on Atherton Ave. at 7:30 P.M.



PLEASE ADVISE EDITOR OF ANY CHANGE OF ADDRESS

Next meeting: Wednesday, July 19, 1995 7:30 P.M. at the Novato Fire Department Training Room



FIRST CLASS MAIL

Steve Rasmayton 1034 Melrose Ave. Alameda, CA 94502