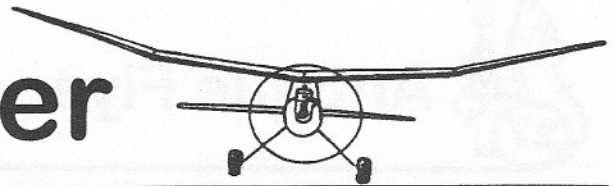




Antique Flyer



AMA CHAPTER #108

July 1996

Issue 167

June Chapter Meeting

By John Carlson

No rain, but other commitments kept a few away, however a respectable 19 showed up for this June meeting. The chairs were still missing so the hard benches had to support most of the tired old butts. Ed Hamler however, spotted the rooms wheelchair, unfolded it, and had a comfortable seat. We were told that the Novato FD had been upgrading the classroom and new chairs had been ordered but were late in arriving. The July meeting should see them. Prior to the meeting Ed Hamler set up in the parking area to test run his Elfin diesel and compare it with John Carlson's which John thought ran with excessive vibration. All gathered around and the verdict was that John's appeared to vibrate slightly more but was probably OK. The attendees included no visitors but we welcomed new member Dick Sullivan. Dick was a SAM 27 member a number of years back and renewed his contact with us at the Hobby Expo last month. Dick lives in Sonoma and hopes to get back into modeling as his retirement approaches. Brian Ramsey advised that Janina Robinson is back in SF and would have attended except for another commitment - perhaps next month.

ANNOUNCEMENTS

Roster Changes:

New Member:
Dick Sullivan
251 Del Rio Paseo
Sonoma, CA 95476
(707) 996 0401

Address Change:
Janina Robinson
2001 Van Ness Ave.
Suite 409A
San Francisco, CA 94109

Rules Changes: Don Bekins was unable to attend but sent copies of two rules change proposals for members to sign if they supported same. These were: (1) Change the Ohlsson Sideport event from a Special Event to a Standard Event. This has been a popular Special Event country wide since 1984, and a SAM Champs Special Event since 1989. Adding this event would result in 6 each ignition and glow events, matching the number of events in these two specialties counting toward Sweepstakes points. (2) Adopt the new Taft (White Elephant) rules for the electric Texaco and LMR events. These rules appear to have worked well at recent meets.

About 10 signatures were added to the 6 or so already obtained. A total of 25 are needed to bring the measures to a vote for the general membership. Don will circulate further for additional signatures.

Rules Book 1996-97 and Approved Design List - Gas A few copies of these were available for purchase at \$2 and \$4 respectively. Six each were sold to members present.

SAM 101 Gold Coast Eagles Meet This meet is scheduled for July 20-21 at Oxnard, CA. The Club has lined up great trophies and prizes, and will have a big raffle. Attendance in prior years has been disappointing so they are going all out this time in the hopes of being able to continue this as an annual affair. A copy of their Flyer appears elsewhere herein. Try to make this Meet if you can.

Jimmie Allen Schedule Correction The Meeting Notes section of the June 1996 Antique Flyer erroneously gave August 4 as one of the dates for the Jimmie Allen Event. The date should have been August 24 (Sat.). The Jimmie Allen dates shown in the schedule included in the June A-F are correct.

JR O/T REPORT

Neither Rocco Ferrario or any of the JR O/T'ers were present so we had no

report. With regard to the funds collected and set aside toward the JR O/T program, Prez Rod suggested consideration of setting up one or more scholarships for juniors who have the desire but are financially unable to participate in Rocco's Summer Program. Rod said he would contact Rocco to discuss.

OLD BUSINESS

O&R Decals The advertisement appearing in the June A-F resulted in the sale of 6 decals. Arrangements have been made to have the ad for the decals and T-shirts appear in the next 4 issues of SAM SPEAKS at a cost of \$90. It is hoped that this wider coverage will result in a significant number of orders.


Technical Reports Brian Ramsey suggested that a talk on the use of bamboo for wing tips and tail surface outlines might be of interest and that George Benson might be a good candidate for such a presentation. Joe Meere agreed to discuss this with George.

Jimmie Allen Event The first Jimmie Allen Meet is scheduled for Sat. June 29. Jerry Rocha reported that all arrangements are in place and expected 10 or 12 to participate in this first meet. There are several others who may not be ready at that date but should be able to participate in subsequent contests.

1/2 A Scale Texaco Postal Meet Schedule date is Sunday, July 14. Where Sunday conflict may exist arrangements can be made for flights on Saturday but check with CD Ed Hamler first.

Fox and McCoy LER Event This potential event was discussed at last months meeting. No degree of interest was expressed so the matter is dropped.

AMA Membership Requirement A letter was sent to the 17 SAM 27 members where our records were deficient regarding AMA membership status. Verification responses have been



received from about 10. To date only one will be assigned Associate status. Responses from the remaining 7 will be appreciated.

NEW BUSINESS

Crash & Bash - September 7 & 8 Prez Rod suspects that Rocco Ferrario may not be in a position to do the food purchasing this year and is looking for a volunteer. Miriam Schmidt has advised that there are a lot of staples on hand like ketchup, mustard, napkins, plates, etc. and whoever purchases supplies should check with her first. Rod volunteered to do the hamburger and hot dog cooking again this year. John Carlson and John Hlebcar will man the desk and handle money. Ed Hamler has applied for AMA sanction and will soon be sending out about 150 flyers to previous contestants. Rod will contact Rocco regarding balsa for prizes. More volunteers are needed for assistance with cooking and cleanup. Ed Hamler is considering some possible rule changes to "streamline" events participation. These changes would apply to the LER events only and would place no limit on attempts; the posting of one max would qualify the contestant for the flyoffs which would be scheduled relatively earlier on each day. Possible channel conflicts in the flyoffs would be handled by drawing straws and flying in heats. There would be no changes to the usual rules for Antique, Pure Antique or Texaco. Ed would appreciate comments regarding the LER changes.

TECHNICAL REPORT

Prez Rod's long awaited vacuum forming presentation finally took place. Between car troubles and moving his office, time has been a short commodity. Rod vacuum forms parts such as canopies, wheel pants or whatever else might be appropriate, mostly for scale models. The apparatus used is a vacuum box with suitable frames for holding and positioning the plastic sheet to be formed and the mold or plug of the part or parts. The apparatus is all home fashioned by Rod, pretty much in accordance with an article appearing in one of the model magazines a year or two ago. The vacuum box is about 12" X 10" in size and about 6" deep. The top and

bottom are masonite with the top perforated with about 1/8" holes spaced about 1/2" apart. One end of the box has an opening for connecting a vacuum cleaner hose. Rod took a section of appropriate diameter from a plastic baseball bat to insert in the hole and match the hose connection. Three wood frames with internal openings matching the box were made from about 1" X 3/4" stock. One frame was attached to the box about 3/4" below the top. Of the remaining two frames one had sharp brads inserted at about 1/2" intervals and the other had holes to match. The plastic sheet to be formed was placed between the latter two frames and held in place by the brads, this entire assembly then slips down over the top of the box supported by the frame attached to the box. To prevent excessive vacuum leaks, the box seams were sealed and gaskets placed where necessary on the movable parts.

Plugs or molds for the parts to be formed are made from balsa or other soft wood to the desired size and shape. Each is coated with epoxy to seal the surface. Sealing with dope is not suitable because of the temperatures involved. The plugs should have some degree of taper with no undercuts which would prevent removal of the plug from the formed part. In some cases such as wheel pants the parts must be formed in halves and later assembled. Such details as canopy framing may be added to the plug by gluing on strips of paper or card stock of appropriate thickness. Rod sometimes adds small blocks to the bottom of the plug to space them a small distance from the top of the box and allow the plastic sheet to conform fully to the plug.

Now we are ready to form some parts. Rod uses acrylic plastic of a thickness he judges to be appropriate to the size of the part to be formed. Here is where a little experience helps. Rod obtains plastic sheet wherever he can, sometimes salvaged from Christmas packages or purchased from art supply stores or maybe Tap Plastics. The sheet is impaled on the sharp brads and sandwiched between the two to frames. The oven is preheated to 325 degrees. The box and vacuum cleaner are made ready and the plugs

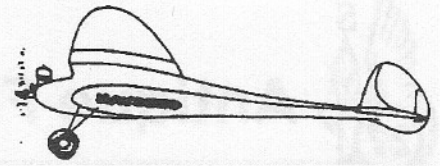
warmed in the oven. Now you have to work fast. Place the heated plugs on the box top and insert the frame with the sandwiched plastic into the oven only long enough for the plastic to soften and sag a little. (Be prepared for a few disappointments here until you get the feel of things.) At the magic moment the plastic is removed from the oven and the frames slid down over the top of the box at which time the vacuum cleaner is turned on and the plastic is magically sucked down over the plug forming the perfect part. In only a matter of a few seconds the plastic has cooled to where it can be removed and the parts trimmed to size as necessary. Rod said that it is sometimes possible to avoid the use of the oven and warm the plastic sheet with a heat gun while applying vacuum. A great presentation Rod - The Club thanks you.

SHOW & TELL

Nick Sanford Produced a rubber winder he had fashioned from a 25 cent garage sale egg beater. The double beater feature allows winding of a twin pusher as well as a single motor. The nylon gears were pinned to the shaft so tension would not pull the shafts out. Nick fashioned a side handle, shaped to fit fingers and extended the winding handle to improve leverage. Nice work Nick - bring in the twin pusher next meeting.

Ron Keil showed his recently purchased R/JL Blue Streak 64 engine. According to Ron, it is basically an Orwick with ball bearings and a solid mounting flange. The cost was about \$250 including tax and shipping. Ron also showed a set of 9 assorted hobby knives in a case; \$15 from Harbor Freight.

Ed Hamler showed his in-progress SAM CHAMPS model. With the Meet taking place in Pensacola, FL, Ed plans to fly commercial airline and thus it would be difficult to take his normal complement of models. To resolve this dilemma Ed has figured a way to enter 9 events with one wing, one tail, two fuselages and 6 engines. The engines are one each Ohlsson 19, 23, 29, 33, a Veco 19 and a K&B 3.5. Ed put on the board a matrix of events and engines showing how he plans to do this - quite impressive! The model is a



70% Lanzo RC-1 with about 480 sq. in. wing area. The wing will be in two sections to fit with the two fuselages and tail into a specially made carrying case. Ed displayed the framed fuselages and expects to have the models completed and tested, probably for the Crash & Bash well in advance of the October SAM CHAMPS.

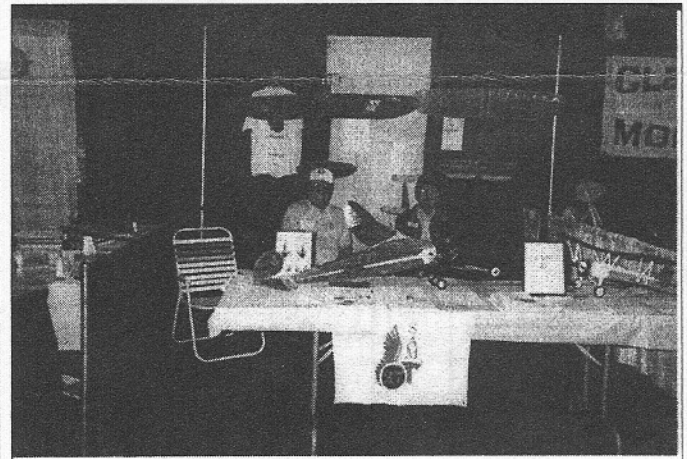
John Carlson showed his nearly completed 56" Tabi Brooklyn Dodger for RC Class A Ignition. Power will be an Elfin diesel. The model was covered with SAMSPAN with three coats of 50% SIG LiteCoat. The SAMSPAN was adhered with the UHU glue stick. John was very enthusiastic about the use of this product. The structure to which the covering was to attach was given a couple of coats of 50% nitrate dope to seal the wood. The UHU is then spread on these surfaces. If it tends to lump up or go

on unevenly it can be spread out with a finger tip, a plastic spreader or with a brush moistened with rubbing alcohol. The covering can be applied immediately in which case the UHU is still tacky, making repositioning a little difficult, however by brushing through the covering with rubbing alcohol the UHU becomes quite slippery making positioning very easy. The UHU can be allowed to set for hours or days before applying the covering and then activating with alcohol. To secure the covering in place and prevent further movement, the alcohol dampened covering can be touched with a hot trim iron. This method works well with wing undercamber providing the ribs and flush spars are given the dope and UHU treatment. After the covering is in place and the UHU set either by drying with time or the aid of heating with the trim iron, the SAMSPAN is shrunk


with a heat gun. Wrinkles or puckers not removed by shrinking can be reworked by the use of alcohol, the trim iron and pulling to stretch the covering. Shrinking and conforming is considered to be as good or better than any other product used by John. The color coats are yet to be applied. These will probably be with the use of the Higgins ink/thinner/dope mixture currently recommended by Starline. John also read two letters. One from Bob Holman who had high praise for the SAMSPAN - UHU combination. The other letter was from our Charleston, SC member Woodie Owen who seems to be having trouble with SAMSPAN. He says "the end results are not great enough to make up for the PITA (pain in the ass) factor." To date the "fors" appear to outnumber the "againsts".


RAFFLE

Prize	Donor	Winner
Hellcat Kit	SAM 27	Bert Flack
Curtiss Jenny Kit	SAM 27	Ray McGowan
Screwdrivers	Ron Keil	Jerry Rocha
Domaine Chandon	Ed Hamler	Brian Ramsey
1/2 A Texaco	SAM 27	Ron Keil
6" Caliper	SAM 27	Steve Remington
30 Min Epoxy	SAM 27	John Carlson
Self Sealing Mat	SAM 27	John Carlson
Fuel Shut Off	SAM 27	Buzz Passarino
Total Collected		\$68.00



Exhibits and Exhibitors at the recent Hobby Expo!





Copied from the SAM 56 Newsletter, Jeff Englert Editor

PLAN - FULL SIZE


NOTES:

1. ALL MAT'L 1/32ND SHEET BALSA UNLESS OTHERWISE NOTED
2. GRAIN DIRECTION

NOSE BLOCK
3/16 x 5/8 x 1



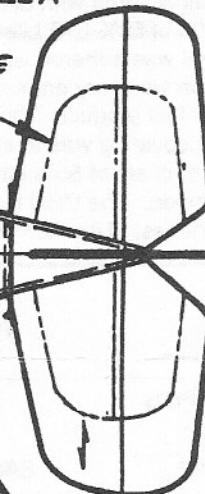
CUT DOWN FROM 3/8 x 1/2 x 2 3/4 BLOCK



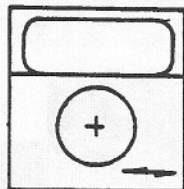
FLYING PROPELLER

SCALE SIZE
TAIL

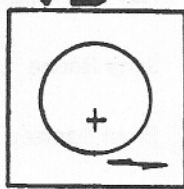
TOP VIEW



2
PCS.
LAMINATED

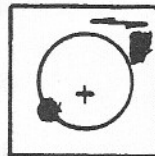
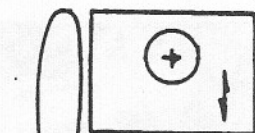


LANDING GEAR
1/64 DIA. WIRE



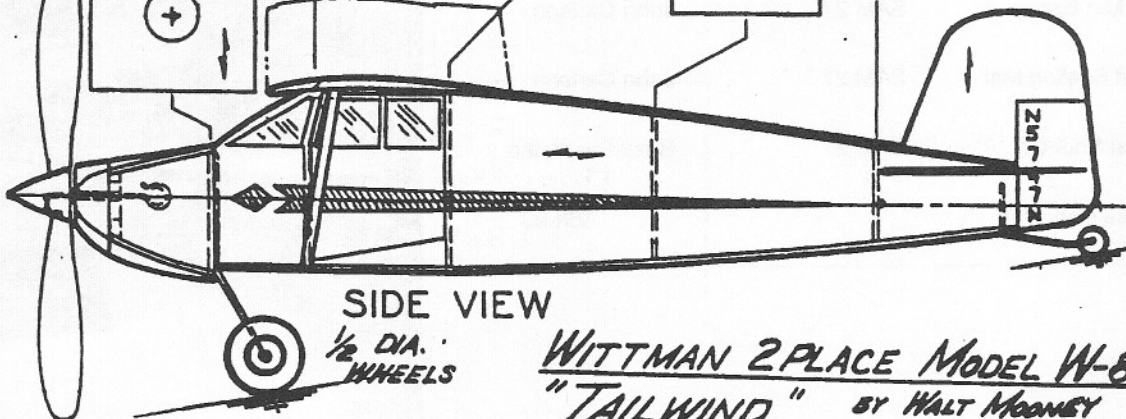
FLYING AIRFOIL

SCALE AIRFOIL

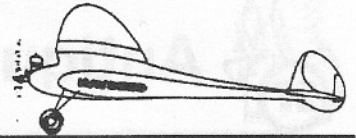


SIDE VIEW

1/2 DIA.
WHEELS



WITTMAN 2 PLACE MODEL W-8
"TAILWIND" BY WALT MOONEY
9-30-61



SAM 27 & AMPS / SAM 32

Special Rubber Meet

Saturday, July 27, 1996

From 7 AM - 2 PM

SAM 27 Lakeville Rd. Flying Site

Marin - Sonoma County

(Off Highway 37)

SAM 27 Special OT Rubber

Jerry Rocha, CD

707-255-0651

OT Small Rubber

Hand launch Glider & Catapult Combined

Jimmie Allen

.020 Replica & 1/4 A Nostalgia Combined

Jr. Champion

AMPS / SAM 32 FF Rubber

Jim Persson, CD


510-846-3999

P - 30

Phantom Flash

Pussy Cat

No Fuse DT's Allowed!



**MECA REGION 2
SUMMER COLLECTO
SWAP & SELL**

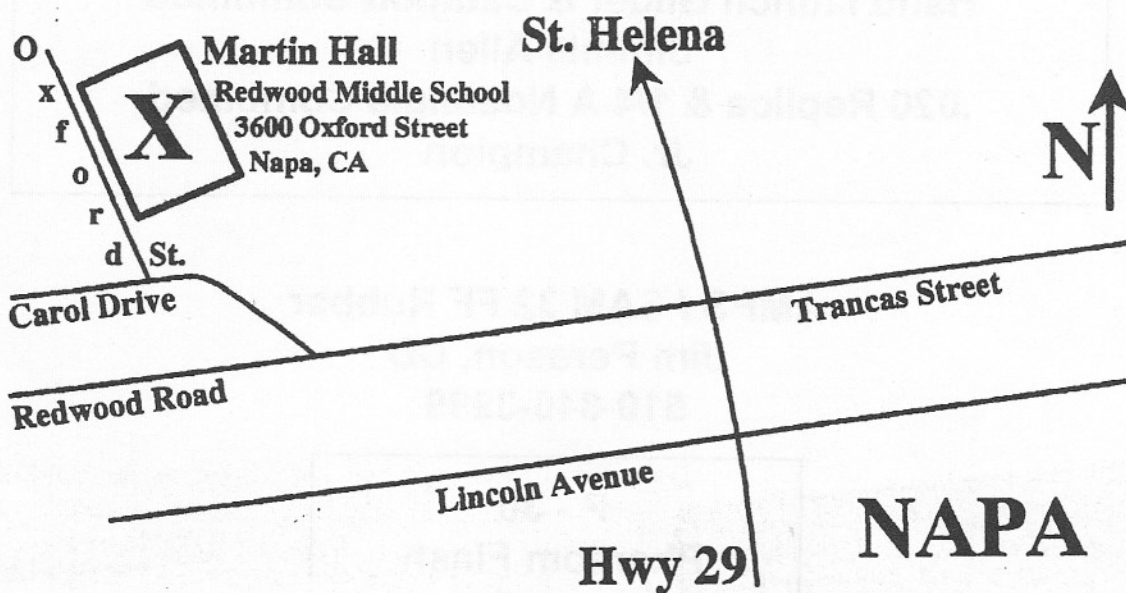
**ENGINES--PLANES--BOATS--CARS
R/C---Control Line---Free Flight
Any hobby related items
OLD and NEW**

Saturday, July 13, 1996

9:00AM to 3:00PM


**MARTIN HALL
REDWOOD MIDDLE SCHOOL
3600 Oxford St., NAPA, Calif.**

Admission \$2.00 Table \$7.00



Region 2 Director: Jim Persson, Jr. (510) 846-3999

EVERYONE WELCOME



1996 CONTEST SCHEDULE

July 6 - 7	SAM 26	Lompoc, CA
July 13	MECA Collecto	Napa
July 13 - 14	1/2 A Scale Duration	International Postal Contest
July 20 - 21	SAM 101	Camarillo, CA
July 27	Jimmie Allen & O/T Rubber Meet	Club Field
August 2 - 4	1/2 A Texaco Challenge	Club Field
August 11	NCFFC #4	Weagell Field
August 17 - 18	N.W. Free Flight Champs	Tangent, OR
August 17 - 18	SAM 34 & 51 High Sierra Annual	Carson City, NV
August 24	Jimmie Allen	Club Field
7/31 - 9/2	U.S.F.F.C.	Lost Hills
September 7 - 8	SAM 27 Annual Crash & Bash - Jimmie Allen	Schmidt Ranch
September 15	NCFFC #5	Weagell Field
September 21 - 22	Stockton AMPS	Lost Hills
September 28 - 29	SAM 30 Fall Annual	Schmidt Ranch
October 9 - 14	SAM Champs	Pensacola, FL
October 19 - 20	S.C.I.F. Annual & San Valeers NOS Annual	Lost Hills
October 19 - 20	Sierra Cup	Weagell Field
November 3	NCFFC #6	Weagell Field
November 2 - 3	John Pond Commemorative	Taft
November 9 - 11	SCAMPS & SCIF	Lost Hills
November 16 - 17	SAM 49 Fall Annual	Taft



Easy Built Kit - Command, class "A" OT.

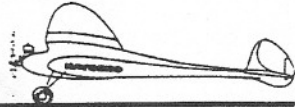


Bud Romak's Mysterly Man

Wes Funk Photos



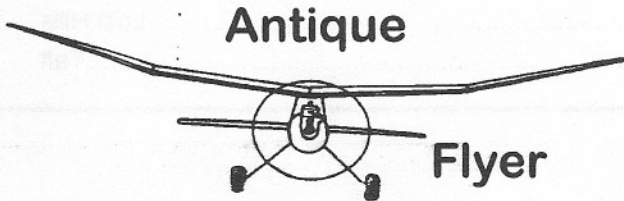
AMChapter #108



OFFICERS

- President: Rod Persons (707) 894-5788
Vice President: Pete Samuelsen (707) 224-1023
Treasurer: John Carlson (707) 996-8820
Contest Director: Ed Hamler (707) 255-3547
Official Photographer: John Hlebcar (707) 252-8482
Editor: Wes Funk (916) 587-2785

P.O.Box 8241, Truckee, Ca. 96162



July 1996



Don Bekins ROG'S his full size Lonzo Bomber, SAM 26 Meet at Taft, April '96 Steve Roselle Photo

Membership

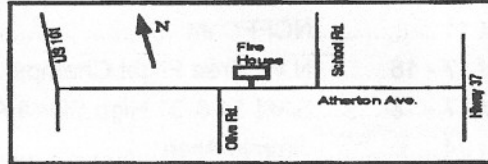
Membership is \$15 for the calendar year. After February, the dues for a new member will be prorated.

Due to increasing cost of publication and mailing, the Associate Member category has been dropped.

Send dues to John Carlson, Treasurer. Make checks payable to SAM 27.

Meetings

Membership meetings are held on the third Wednesday of each month at the Navato Fire Department, Training Room, on Atherton Ave. at 7:30 P.M.



PLEASE ADVISE EDITOR OF ANY CHANGE OF ADDRESS

Next meeting: Wednesday, July 17, 1996 7:30 P.M. at the Novato Fire Department Training Room



FIRST CLASS MAIL

Steve Remington 1034 Melrose Ave Alameda, CA 94502

