


# Antique Flyer



## April Chapter Meeting

by Pete Samuelson

The April 15th meeting began at 7:30 PM at Schellville airport in a hanger where Remo Galeazzi is building and reconstructing a Rose Parrakeet full size airplane. The hanger was small as is the Parrakeet. There were 21 in attendance which included three prospective members - Gene Marcinkowski, Del Sparrowe and Andy Smith. To add some beauty to the otherwise all male group was Janina Robinson escorted by Brian Ramsey. Pete Samuelson took over the Secretarial duties for the night since John Carlson could not attend. He was also promised a box of candy for doing the job since next week is secretaries week. Don Bekins announced that we have two new members out of the area. Nick Brushi of San Marino, Italy and Tandy Walker of Arlington, Texas.

## ANNOUNCEMENTS

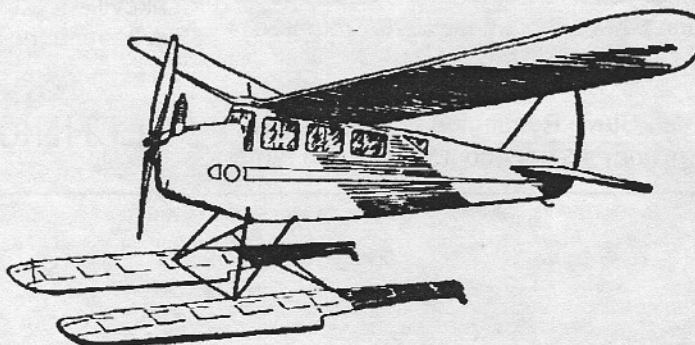
Ray McGowan brought in some newsletters from other clubs. We have two button timers left for \$16 each. Sam-Span is available. See John Carlson or Steve Remington. Steve needs information for the "soapbox". He needs a written report from any SAM 27 member about their life involvement with airplanes (model or otherwise). I am sure there are a lot of interesting stories to be told. Get on the soapbox and tell that story. A Northern California Float fly is scheduled for May 8, 9 and 10th at Clear Lake. A glider contest by SVSS will be attended by our world class glider pilot Ray McGowan. We are now swapping newsletters with Napa Valley RC Club. Several SAM 27 members are also NVRC members. A new miniature 555 receiver is now available with Airtronics connectors. It weighs 3/4 oz. with case and 1/2 oz without the case. It costs \$70. John Hlebcar announced that Bob Holman is preparing laser cut parts for several new kits that will be available soon. They are *Puss Moth SOS*, *Bluebird*, *BA Cabin*, *Cassano Stick*, *FF Puss Moth*, *Bustard*

P-30, *Winterhawk 111* and the *Lanzo Duplex*.


## TOFFF GUY REPORT

Dick O'Brien said that in spite of the bad weather, the TOFFF guys gathered on Thursdays to do their thing. Pete Samuelson provided a little excitement at the field when he took off his *Andersen Pylon* rocket ship with pull-pull wires crossed to the rudder. A quick shut down and a quick learning that left is right on the glide saved the airplane. Remember - DO NOT WIGGLE THE CONTROLS- Input right and check that the rudder does in fact turn right. Input Up and check that the

Elevator does go up. This gets very important when you have several planes on the same transmitter. Steve Remington flew his new airplane, a



*Ranger*. Steve threw and Don Bekins guided it. Steve later took over the controls ( his first time for RC ) and successfully landed it. On Saturday we had a 1/2 A postal contest but the weather was too windy for good flights so no contest was held. Ray McGowan was awarded the SAM 27 annual trophy because he was the only person brave enough to put up a flight. He got 6 minutes and 18 seconds. A historical moment occurred when Don Bekins actually got a GHQ engine to run and actually keep running in the air (sort of ). Pete Samuelson took an aerial photo of it to prove GHQ's actually can fly although not too far from the earth. Rod Persons and Steve Remington were Knighted into the grand order of TOFFF by Sir Bekins. Henceforth they shall be known as Sir Persons and Sir Remington. (Editor: Ask Pete about his new arresting gear system for his camera ship/zoom trainer - one tough bird.)



May 1998

# Antique Flyer

## OLD BUSINESS

**The 1998 Club project:** Rubber scale and Jimmy Allen will be held on **August 22, 1998**. The Jimmy Allen postal contest will be held on **August 15, 1998**.

**Crash and Bash:** No report given.

**O&R decal:** Ad will be in the mecca newsletter.

**Raffle:** Don purchased items that were requested for the meeting raffles. These are very valuable model items which will be added to the monthly raffles.

**NORCAL Hobby Expo:** May 16 and 17th is the NORCAL Hobby Expo held at the Santa Rosa Fairgrounds. Rod Persons is ready and has volunteers to man the SAM 27 Booth. SAM 27 newsletters will be handed out as well as the SAM national newsletter for interested persons.

**Member Profiles:** Steve Remington requested that he would like anybody's story about your rise to fame

and glory in the modeling world. (Editor: Tape OK.)

**Old Old Business:** Don Bekins Presented the club with the original artwork for the SAM symbol as seen on the Decals ,etc. This one has different colors than what was finally adopted.


## NEW BUSINESS

**Polo Shirts:** We have 1 large and 4 medium SAM 27 polo shirts left. It was decided to use them as Crash and Bash raffle prizes.

**P.A. System:** Don Bekins has a 12 volt P.A system that can be used at our contests at Lakeville road. Jerry Rocha said it could be plugged into his motor home when at the site. Jerry also said he can order fluorescent **cones** to delineate field boundaries at Lakeville road. It is easier than using yellow tape as we have in the past.


## TECHNICAL PRESENTATION

Since Park Abbott was unable to attend and make his technical presentation, **Remo Galeazzi** graciously talked about his latest project - Rebuilding **Joanne Spoto's Rose Parrakeet Airplane**. The workmanship on this airplane is absolutely perfect. I am sure Joanne Spoto will have Confidence when she flies this airplane the first time. The Parrakeet is a small airplane, so small that Remo said he could not fit in the cockpit. It was designed by Jack Rose in the 30's and 9 were built. It flew well according to pilots at Schellville who flew them at that time. The originals had a 40 HP Continental engine. This one will have a 100 HP Continental four cyl. The Weight is 490 pounds. Wingspan is 20ft. ( Somebody should build a 1/2 scale model of this when Remo finishes it.) Modifications to the Parrakeet in



*Remo Galeazzi's beautifully constructed Avro Baby which he scaled up to double from a peanut plan. Displaying Remo's talent for meticulous building, the Baby was said by some to be "too pretty to fly." We hope to see Remo at the August 22nd Scale Rubber Meet with this tissue terror.*





May 1998

# Antique Flyer

addition to the larger engine include stronger wing spars and additional wires on the wings. The wing has landing struts that are very strong. We all inspected the Parrakeet and ood and awwed over his workmanship. Remo also showed us an aviation calendar that features two airplanes that he rebuilt. One was a Ryan STA ( Tex Rankin's) and a Fleet Bipe which was under construction 3 years ago at a SAM 27 meeting at Schellville.

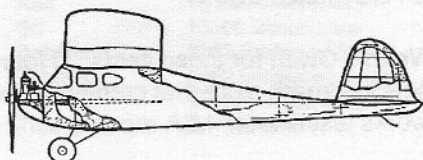
**The Mystery Model** of April was guessed by Don Bekins as a Korda *Powerhouse* with a different tail. Steve Remington admitted that he changed the tail to a V-tail as that was the style in those days.

## SHOW AND TELL

**Steve Remington** showed his immaculate O&R23 powered *Ranger* (Megow Version); it flew very well and it looks as good as it fly's. Covering is Samspan and color was added by applying four light, thinned spray coats of colored dope waiting about ten seconds between each coat. The model features a soft balsa-1/64th plywood-soft balsa laminated sandwich for the stab trailing edge. Steve sanded to the plywood at the back for a very accurate shape on the trailing edge. *(For large sections, use lightning holes)*

**Rod Persons** is now building a scale glider "DFS Helios" it will have a 97 inch span. He showed a small solid model (20"span) of the glider. He always makes a small solid model before making the actual model. Rod is no stranger to gliders as he has made and flown full size gliders. To cut the spars and other parts for this model, Rod showed a Large Miter saw that looked like a \$100 unit. He paid \$25 for it at Harbor Freight.

**Jerry Rocha** Showed his **very** small *Funster* freeflight model. Power is a K&B .020 and it weighs 1.9oz. Beautifully constructed and finished with Hobby Poxy. It will probably have a long streamer on the tail to stabilize it when Jerry test fly's it. *(Report next month)*



## RAFFLE

### Raffle Prize/Donor

### Winner

Texaco Travel Air Mystery Ship/Steve Remington	Remo Galeazzi
16" Prairie Bird Kit/Dick Sullivan	Andy Smith
Black Baron Epoxy (Red)/Dick O'Brien	Dick Irwin
Book - <i>Cannibal Queen</i> /Bert Flack	Andy Smith
Digital Multimeter/Don Bekins	Rod Persons
Fokker Triplane Kite/Don Bekins	Jerry Rocha
.020 Strato Streak Kit/Don Bekins	Dick Irwin
Airplane Headband/Don Bekins	Bert Flack
White Wings Gliders/Don Bekins	Bert Flack
Gas Can with Pump/Don Bekins	Bob Wakerly
TWA Pencils/Bert Flack	Dick Irwin

SAM 27 Costs: \$0, Collected: \$ 62



## SAMSPAN


Is again available to SAM 27 Members

1 meter wide (39.37 in.) - Packaged Folded  
**10 foot lengths - \$10**

Packages will be available at meetings or by mail. Add \$3 for Mail (USPS Priority). Other quantities or special packaging by prior arrangement.

Mail Orders to:

Steve Remington, CollectAir  
 2555 Robert Fowler Way #A  
 San Jose, CA 95148  
 FAX (408) 259-4223  
 e-mail 72245.747@CompuServe.com  
 or  
 John Carlson  
 353 Las Casitas Ct.  
 Sonoma, CA 95476  
 Phone (707) 996-8820  
 e-mail JohnC914@aol.com



May 1998

## Antique Flyer

### SCRAP BOX

*This column is devoted to odd bits of info, helpful items, nonsense, gossip, wisdom and insanity just as you would find in your own scrap box. Send in something so that you can add to the collection.*

Late word from Jack's Basement is that the April 16th TOFFF session was great. The Prez said that the weather was ideal with sun, warm, no appreciable winds, and lift everywhere. The lift was so great, in fact, that it lifted John's 1/2A Texaco *Playboy* OOS after a 30-minute flight. He said that "It was worth it!" The *Playboy* wound up shredding itself in a Domain Chandon vineyard about 7 miles NE of the flying site. John says that it's time to order another one.

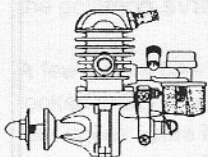
Montana member Karl Gies just ordered 40-feet of Samspan. He said that he recently used some to cover the fuselage of an Earl Stahl *Gypsy Wake*. He's going to recover all his fuselages because of the "big, tough weeds" in Montana. Ever try California stubble? Karl must have a 100 models if he can use 40 ft. on fuselages alone! He used to live in San Jose and was a teacher in Milpitas; was a member of the "900" club in Sunnyvale which was all free flight. Karl flies mostly rubber these days.

Two wrongs don't make a right, but two Wrights made an airplane.

It's not hard to meet expenses; they're everywhere.

Next time you renew AMA, or right now, consider dropping another \$35 for the Museum. It's one of the few places in the country that is actually preserving the old timer models and history so that the flyers of the future will have some idea of what *you* did when you


were a kid. What is "old timer"? Nostalgia is based on *your* youthful years regardless of SAM rules. If you're 35 years-old today, you look back wistfully to the 70's for your modeling background, but it's also fun to see what your grandfather built and




flew. The AMA Museum covers the complete gamut of model history, starting with the early 1900s right on through today's modern style flying machines.

Do you have a favorite web site for models? If so, be sure and share it in this column. Many of the manufacturers and distributors have sites. Example: You can get a complete rundown on FMA products from [www.fmadirect.com](http://www.fmadirect.com). There're tons of sites.

There was a good article by Jim Alaback on pylons in the March issue of *Flying Models* tracing the history of low and high pylons through the early *Zipper* and *Anderson Pylon*; Goldberg credited Alvin Anderson in



**DON'T BE LEFT OUT!  
BE A PART OF**



**TOFFF**

**Come join us, SAM 27 flying field each Thursday morning**


Steve Roselle

helping with the design of the Comet *Zipper*. The first *Zipper* prototype was very similar in layout to the *Anderson Pylon*; the *Zipper* eventually evolved into the high-pylon Goldberg style and Goldberg deserves the credit for the concept of the high-pylon.

SAM27ers have had a good showing in the national rags. George Benson had a pic of his 10-cent *Curtiss Falcon* in the May *Flying Models*. The May *Model Aviation* "Focus on Education" report has a nice article (p. 142) on Rocco Ferrario concerning Rocco's involvement in the middle school aviation program in Napa, aka, "Ferrario's Flying Physics." Also, Pete Samuelsen has gotten press following his showing at the Eloy meet. SAM27ers make news!!

Thanks to Woodie Owen for these items: "I found a tissue at my local Hallmark store that comes in several colors and works just fine for 1/2A models.





# Antique Flyer

(Scrap Box continued) I would guess that it could be used on rubber jobs also. Just about anything that has a light structure and will not take the pressures put on by plastic covering. I pre-prime the structure with Aero-Gloss. Lightly sand and then 'glue' the tissue down using clear Aero-Gloss. When the adhesive is dry, I spray the tissue with rubbing alcohol. This seems to shrink and remove almost all of the wrinkles. Any wrinkles left over, I use an iron set at a low temperature. Two or three coats of clear Aero-Gloss finishes the job. Unlike silk-span, it cannot be put on 'wet.' Around a curve, such as a wing tip, it is a bit tricky. For two dollars at Hallmark, you get enough for a half dozen 1/2A models. It will not take the beating of plastic covering, but is lighter and cheaper.

"By accident, I found that 'Baby Wipes' are good to use when you're out at the flying field. They will clean your hands, glasses and remove fuel spill off your models. In fact, I find new uses for 'Baby Wipes' every day. About \$2 at the supermarket.

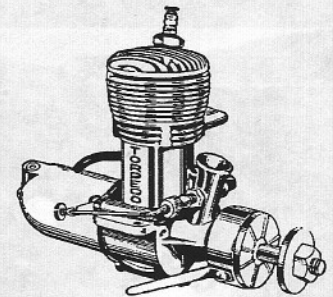

"For thinning fuel proof paints and cleaning brushes, M.E.K. sold at the hardware store works fine; at about \$5 a quart, it is a much better deal than \$3.98 for 3 1/2 oz. at the model shop." *Thanks Woodie. Use that M.E.K. outside only or with a mask and always use plastic gloves - it's powerful but deadly stuff.*

## ??MYSTERY MODELER??

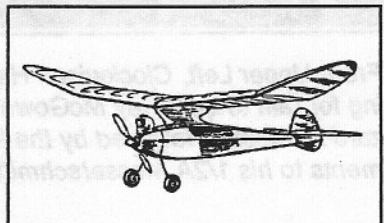


*Mystery pic submitted with modeler and assistant. Also guess model.*


## ??MYSTERY MODEL??



Modelers: Dig out those old photos and submit - now!!







# Antique Flyer

## SAM 27 ACTIVITIES



From Upper Left, Clockwise: Herr Keil ausstellen das windmuhlenflugzeug; Dick O'Brien's 1/2 A Anderson waiting for rain to quit; Ray McGowan checks out his glow plug; Flying in the fog; Gunner Anderson with his Buz-zard Bombshell tethered by the Pete Samuelsen designed self-launcher; Pete Samuelsen making some adjustments to his 1/2A Messerschmitt. Who has more fun than SAM27ers?

Dick O'Brien Photos



SAM 27 ROSTER - 14 Apr 98

Last	First/MI	Address	City	State	ZIP	Phone-Home	e-mail
* = TOFF Member							
*Abbott	Park	2423 Jenes Lane	Santa Rosa	CA	95403	(707) 546-2358	rcsam@aol.com
Albrecht	Jack	5607 Military Ct. Paradise Valley Estates; Fairfield	CA	94533	(707) 426-9442		jrcmodeler@communityonline.net
Allen	Robert	75 Wembly Drive	Daly City	CA	94015	(415) 992-2015	rall@worldnet.att.net
Alten	Jack	3880 SE Pine St.	Hillsboro	OR	97123	(503) 640-0197	
*Anderson	Gunnar	4583 Belmont Ct.	Sonoma	CA	95476	(707) 996-8027	
Banks	Charlie	2050 Huckleberry Rd.	San Rafael	CA	94903	(415) 499-1736	
Barrick	Don	c/o Lowe, 833 Dover St. #16	Newport Beach	CA	92663	(714) 722-7145	
*Bekins	Don/Joan	85 Bellevue Ave	Belvedere	CA	94920	(415) 435-4697	donbekins@earthlink.net
*Benson	George	204 Benson Circle	Mill Valley	CA	94941	(415) 388-1809	
Brown,	Derry	20 Greenlaw Crescent	Berwick, Victoria	Australia			gbrown@jeppsen.com.au
Bruce	Charlie	Rt. #1 Box 766	Milano	TX	76556	(512) 455-9543	
Bruschi	Nick	Via dei Boschetti 31	47893 Borgo, Rep.	San Marino	Italy		
*Carlson	John V.	353 Las Casitas Ct.	Sonoma	CA	95476	(707) 996-8820	JohnC914@aol.com
Carpenter	Daniel D.	1619 3rd St.	Manhattan Beach	CA	90266	(310) 376-4080	
Cizek	Rado	27301 KAM. Zehrovice	Zilinska 160	Czech Repub.			
Crowley	Sean	5347 Dry Creek Rd.	Napa	CA	94558	(707) 257-8955	
Dammuller	John	301 Empire Dr.	Ukiah	CA	95482	(707) 462-1311	
Dann	David	9 Bennit Ave.	San Anselmo	CA	94960	(415) 457-9669	
Davidson	Larry	1 Salsbury Dr. North	East Northport	NY	11731	(516) 261-1265	larryd@pouch.com
Dempsey	Bill	390 West Napa St.	Sonoma	CA	95476	(707) 938-8575	
Emmert	Fred	2209 Hastings Dr. #42	Belmont	CA	94002	(415) 593-5704	
Ferrario	Rocco	2471 Solano Ave #204	Napa	CA	94558	(707) 258-1705	siouxzq@community.net
Flack	Bert W.	3800 Shadowhill Dr.	Santa Rosa	CA	95404	(707) 538-8216	
Funk	Wes/Melanie	220 E. Kern St.	Taft	CA	93268	(805) 763-3905	
Galeazzi	Remo	925 5th St.	Petaluma	CA	94952	(707) 762-8261	
Gies	Karl A.	P.O. Box 514	Lewistown	MT	59457	(406) 538-8247	
Gomez III	John	206 Escobar Place	San Ramon	CA	94583	(510) 828-6958	
Gunning	Walt	130 Garner Court	Novato	CA	94947	(415) 892-9257	
*Hamler	Ed/Mary	3379 Crystal Ct.	Napa	CA	94558	(707) 255-3547	ehamler@aol.com
*Hlebcar	John/Joanne	201 Foster Rd.	Napa	CA	94558	(707) 252-8482	hlebcara@juno.com
*Hoffman	Earl	489 Mission Blvd.	Santa Rosa	CA	95409	(707) 539-3241	
Holman	Bob	1701 Garden Drive/PO Box 741	San Bernardino	CA	92402		bhplans@aol.com
Hughes	Speed	1964 Bridge St.	Yuba City	CA	95991	(916) 671-3776	
*Irwin	Dick	2112 Seville Drive	Napa	CA	94559	(707) 224-5318	dickma@pacbell.net
Kane	Charles	8050 Oakmont Drive	Santa Rosa	CA	95409	(707) 538-1683	
Kast	Bill	644 Goodhill Rd.	Kentfield	CA	94904	(415) 461-3562	
*Keil	Ron/Hilde	104555 Windjammer Ct.	Kelseyville	CA	95451	(707) 277-9305	
*Langenberg	Bill	420 Bolla Place	Alamo	CA	94507	(510) 831-0626	
*Long	Jerry/Phobi	12 Scenic Rd.	Fairfax	CA	94930	(415) 453-0861	
Madden	Rick	P.O. Box 1514	Sausalito	CA	94966	(415) 332-6686	
McGowan	Bob	43051 Peachwood	Fremont	CA	94538		
*McGowan	Ray/Texie	2661 Adrian St.	Napa	CA	94558	(707) 224-2104	rtmcgowan@aol.com
Meere	Joe	5262 Old Redwood Hwy. #25	Santa Rosa	CA	95403	(707) 526-9914	
Mortensen Sr.	Albert E.	119 West Way	Camillus	NY	13031	(315) 488-4789	
Munn	Bob	1781 Bradley Estates Dr.	Yuba City	CA	95993	(916) 671-4452	
Nevels	Ned/Robyn	1125 Westview Drive	Napa	CA	94558	(707) 255-7047	nedn@napanet.net
*O'Brien	Dick	16954 Schiller Ct.	Sonoma	CA	95476	(707) 938-5210	
Owen	Woodie	P.O. Box 32172	Charleston	SC	29417		
Passarino	Buzz/Norma	318 Piper St.	Healdsburg	CA	95448	(707) 433-3709	
*Persons	Rod/Linda	115 Kerry Lane	Cloverdale	CA	95425	(707) 894-5788	
Ramsey	Brian	2001 Van Ness Ave. #409A	San Francisco	CA	94109	(415) 776-1706	
Reich	Charlie	P.O. Box 861007	St. Augustine	FL	32086	(	reich@aol.com
Remington	Steve	1034 Melrose Ave.	Alameda	CA	94502	(510) 523-3618	72245.747@compuserve.com
Richmond	John Q.	918 Sudario Ct.	Camarrillo	CA	93010	(805) 482-7301	
Robinson	Janina	1032 2nd St. #10	Lafayette	CA	94549	(	
*Rocha	Jerry/Sue	3583 Ruston Lane	Napa	CA	94558	(707) 255-0651	
Romak	Bud	85 Sullivan Dr.	Moraga	CA	94556	(510) 376-4624	
Rooman	Robert	4235 S. Deborah Rd.	Springfield	MO	65810	(417) 886-2146	r.rooman@juno.com
Roselle	Stephen N.	933 Barbara Ave.	Mountain View	CA	94040	(415) 969-1721	sroselle1@juno.com
*Samuelson	Pete/Betsy	1023 Roundhill Ct.	Napa	CA	94558	(707) 224-1023	pedersam@aol.com
*Sanford	Nick	5320 Santa Teresa	Santa Rosa	CA	95409	(707) 539-4369	
Schmidt	Loren/Miriam	11948 Franklin Rd.	Elk Grove	CA	95758	(916) 684-2265	
Seronello	Scott	14 Ridgetop Way	Napa	CA	94558	(707) 255-0248	scotsero@napanet.net
Severi	Stan	3631 Oxford	Napa	CA	94558	(707) 258-0485	stan892@aol.com
Solenberger	Ed	1551 Lynn Ct.	Santa Rosa	CA	95405	(707) 542-1756	
Sullivan	Dick (James R.)	251 Del Rio Paseo	Sonoma	CA	95476	(707) 996-0401	
Terzian	Fred	4858 Moorepark Ave.	San Jose	CA	95129	(408) 725-1065	fterzian@pacbell.net
Tulp	Karl	15 Laurelwood Ct.	San Rafael	CA	94901	(415) 456-1309	
Vanderbeek	Bill	13300 Simon Lane	Los Altos Hills	CA	94022	(415) 949-3366	
Wakerley	Bob/Irene	2333 Redwood Rd.	Napa	CA	94558	(707) 226-5863	
Walker	Tandy C.	3602 Lynnwood Drive	Arlington	TX	76013	(817) 274-9600	
Wardenburg	Fred	29 Coast Oak Way	San Rafael	CA	94903	(415) 479-4530	
*Wernholm	Tom	32 Primrose Way	San Ramon	CA	94583	(510) 736-4111	





# Antique Flyer

## THE SAGA OF RASSATOODUS PART TWO OF A SERIES

by Bob Rooman

*Synopsis: Thus far in this comic opera of modeling, the challenge of Rassatoodus has engaged our Ambroid hero in the inexplicable tasks of wire bending, CG determination, and the routing of controls in an "airplane" for which direction of flight is meaningless, or at least, inconsequential. We rejoice optimistic Bob as he is about to embark on a further stretch of the imagination.*

Having had some electrical experience in San Jose, I had a couple of motors and a battery pack to use for some taxi tests instead of the untried 2-stroke glow and its possible difficulties. I had a nice 22 x 80 foot blacktop driveway for the trials. I had some pretty good straight runs, but turning at almost any speed produced wing tip scraping the ground. The flimsy nose gear didn't exactly look up to the task either. There was always that nagging question, did I do my best or not? Somehow the humorous aspect of the whole thing was just a smile and the hell with it; it ain't gonna fly anyway and I plowed on.

I decided to go white silk and clear and purple dope. Has anyone tried to find purple dope lately? Nothing came easy on this project. Prior to complete covering or color, I took it proudly out to the field to show the guys what I have been talking about. Half of them looked at me like I was crazy, the other half too, I think. Forgetting my degradation, ridicule was turned by some into curiosity which boosted my spirits enough to pick up the torch and go for the gold!


A few weeks later I had all of it covered, and all in white, it looked pretty nice as compared to a man hole cover. The real uglies came into being when I slapped on the purple dope. The air about it was then entrancing. Just love the smell of that dope. Goaded on by morbid curiosity of others, *Rassatoodus* was soon to be at the field for it's flight

test (Please note that I left the "s" off of the word "test"). I had no preconceived notion of fame at this stage of the game. I kept looking at that motor wondering about the purpose or reason for the high line of thrust? Oh well, I'll go along with the game for now. I made some more taxi tests on smooth dirt now and each one a little faster. It didn't seem too bad, but turning now became noticeably a problem. Wish I had done more for the nose steering. This was soon to be proven wrong, however. Finally at full throttle, lift on that surface way out front far exceeded the need for any nose wheel. (The exciting conclusion to this tale will appear here next month. Stay tuned for more adventure, boys and girls, as we learn whether this strange bird flies.



Rassatoodus in all it's glory.


Bob Rooman Photo



Part of a bones picture of Rassatoodus. This is a good example of a bones shot; a low sun angle and a dark and uncluttered background accentuate the balsa structure. Very early a.m. pics are always better.

Bob Rooman Photo






May 1998

## SAM 27 MODELS

**A few pics of models taken indoors.**



*(L) "Sac-Tex" bones by Nick Sanford. He designed and built the first one in 1937, powered by a Brown Jr. The background is Prez John's workshop.*

Prez's photo



*(R) A Gollywock showing the fine building of Remo Galeazzi. Photo from Feb. 21, 1990.*

John Hlebcar photo



*(L) An Aeronca C-3 1/2A Texaco Scale built by Buzz Passarino. Buzz will have to tell us if he ever flew this gorgeous model.*

John Hlebcar photo



## AMA Chapter #108

### OFFICERS

#### President

John Hlebcar (707) 252-8482  
201 Foster Road  
Napa, CA 94558

#### Vice President

Pete Samuelsen (707) 224-1023  
1023 Roundhill Court  
Napa, CA 94558

#### Secretary/Treasurer

John Carlson (707) 996-8820  
353 Las Casitas Court  
Sonoma, CA 95476

#### Contest Director

Ed Hamler (707) 255-3547  
3379 Crystal Court  
Napa, CA 94558

#### Official Photographer

Dick O'Brien (707) 938-5210  
16954 Schiller Court  
Sonoma, CA 95476

#### Editor

Steve Remington (510) 523-3618  
1034 Melrose Ave.  
Alameda, CA 94502

PLEASE ADVISE EDITOR OF ANY CHANGE OF ADDRESS


### MEMBERSHIP

Membership is \$15 for the calendar year for both full and associate members. After February, the dues for a new member will be prorated.

Full membership requires proof of current AMA membership to be presented at the time of joining or renewal by means of photocopy or presentation to the treasurer.

Associate members will receive the newsletter and may attend meetings, but may not fly at the Club's Lakeville Field or in Club contests.

Send dues to John Carlson, Treasurer. Make checks payable to SAM 27.

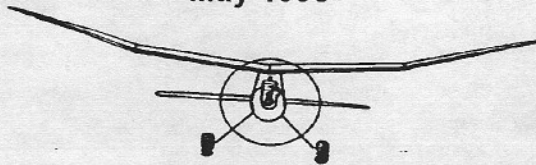


**Next Meeting: Wednesday, May 20, 1998  
7:30 P.M. at the Novato Fire Department  
Training Room**


## Antique Flyer

353 Las Casitas Court, Sonoma, CA 95476

May 1998



# FIRST CLASS MAIL



TO:

*What a beautiful sight as Ray McGowan's 1/2A Texaco Wasp comes in for a landing at Brown's Valley, May 1994.*

John Hlebcar photo