

Antique Flyer

AMA Chapter #108

October 2001

Issue 224

JACK'S BASEMENT

Every now and then our club secretary, John Hlebcar, takes a trip into his subterranean psyche which he labels as "Jack's Basement" and fills us in on what's going on, what's been, and what's happening, so here's the latest from John's cellar.

I have some contest results to pass on to you but first lets talk about this years SAM 27 Christmas party at Papas' Taverna. This will be the only notice you get so MARK YOUR CALENDER NOW for - Saturday, December 8th, 12 - 4 PM. Menu choices are:

KOTOPITA – Chunks of chicken, pasta and vegetables baked in filo dough, or


KREATOPITA – Ground beef, potatoes & special spices baked in filo dough

Above will be served with tossed green salad, feta dressing on the side, dinner rolls, and fruit. All beverages will be No Host – coffee will be on SAM 27. Please park in the lower east parking lot. We will have the usual door prizes and white elephant raffles along with other seasonal merriment for a per person price of \$14.00. Please send your checks made out to SAM 27 and your menu choices (beef or chicken) to John Hlebcar, 201 Foster Road, Napa, CA 94558 by 24 November. Anyone wishing to offer their help or with questions at this time can contact me at...


(707) 252-8482 or < hlebcar@juno.com >.

CLUB HLG GLIDER PROJECT: As previously reported, the top three catapult glider winners for May were Jerry Rocha, Fred Terzian, and Dick Irwin. June winners were Bob May, Jerry Rocha, and Dick Irwin – Bob and Jerry posted the first two maxes for this event - Bob's Alan Orthof Class B was last seen circling East and rising as it went OOS. Jerry's Vartanian grabbed a thermal, rose straight up, and disappeared. About ten minutes later a few of us were back at the cars talking when L J Silverman spotted it against the trees, gliding down just South of the point from where it was launched! No maxes in July – the top three spots went to Dick Irwin, Bob May, and Don Bekins (that's the first time I've seen Don having so much fun without a radio in his hands). The August round went to myself, Jerry Rocha, and Dick Irwin. Final results are posted below. I want to thank those who participated. Special mention goes out to Gianfranco Lusso from Switzerland who truly made this a postal event participated in by members worldwide!

| Name | May | Jun | Jul | Aug | 3 Best |
|------------------|------|------|------|------|--------|
| DICK IRWIN | 120 | 191 | 222 | 172 | 585 |
| JERRY ROCHA | 174 | 215 | 110 | 181 | 570 |
| BOB MAY | 0 | 219 | 167 | 171 | 557 |
| JOHN HLEBCAR | 93 | 179 | 113 | 192 | 484 |
| DON BEKINS | 0 | 156 | 136 | 89 | 381 |
| EDWARD HAMLER | 63 | 84 | 69 | ---- | 216 |
| COLIN IRWIN | 118 | 95 | ---- | ---- | 213 |
| FRED TERZIAN | 161 | 0 | ---- | ---- | 161 |
| GIANFRANCO LUSSO | ---- | ---- | 64 | 72 | 136 |
| RAY MCGOWAN | 112 | 0 | ---- | ---- | 112 |
| JOHN DAMMULER | 0 | 83 | ---- | ---- | 83 |
| LOREN KRAMER | 59 | 0 | ---- | ---- | 59 |



DICK IRWIN was awarded the Hand Launch Glider Club Project First Place Grand Sweepstakes Trophy at the September meeting of SAM 27. Congratulations to Dick and all the contestants who participated.



Antique Flyer

October 2001

JACK'S BASEMENT Continued


Next lets back up again for the SAM 27 Special Rubber Meet held on July 21st. CD Jerry Rocha was blessed with perfect weather and a large turnout. Old Time Small Rubber had seven entries with top honors going to Bill Langenberg, Ernie Johnson, and Ding Zarate. The HLG/Catapult Combined event had 16 entries including a contingent of juniors. Top three places went to Fred Terzian, Sterling Davis, and Dick Irwin. P-30 Rubber winners were Ernie Johnson, Ding Zarate, and Stu Bennett. 020 Replica & ¼ A Nostalgia trophies went to Bill Langenberg, John Hlebcar, and Rick Madden. Junior Champion was Sean Andrews, followed by Jake Engelskirger and Alex Myers. Jerry wanted to give special thanks to Bill Langenberg for donating the prizes for the Junior Champion winners and also to the parents who brought these enthusiastic youngsters to the meet and helped them search for flyaways.


Nine SAM 27 members showed up on August 25th to fly in the Jimmie Allen postal event. Two of these entries became new club members at the same time – Tom Whitworth and Marius Cannard (what a great name for a model builder!). By the end of the flying the whole thing had shaken out in the following order:

| Name | # 1 | # 2 | # 3 | Total |
|-----------------|-------------|-----|-----|-------|
| JERRY ROCHA | 120 | 94 | 120 | 334 |
| JERRY LONG | 68 | 120 | 120 | 308 |
| JOHN PRATT | 96 | 101 | 83 | 280 |
| GEORGE BENSON | 82 | 62 | 79 | 223 |
| MARIUS CANNARD | 120 | 51 | 49 | 220 |
| FRED EMMERT | 62 | 64 | 61 | 187 |
| TOM WHITWORTH | 59 | 44 | 31 | 134 |
| JOHN HLEBCAR 32 | 31 | 38 | 101 | |
| PHOBI LONG | DID NOT FLY | | | |

Until Next time, Keep 'em Flying - John Hlebcar

Photo Below: John Hlebcar launches his "BA Parasol".






Models

DON BEKINS AND HIS AIRBORNE



Don Bekins shown holding his new Chet Lanzo "Airborne" convertible. This photo and the two below were taken by Ned Nevels at a Napa R/C site. The ship is powered by an Ohlsson 60 Ovalport but Don is thinking of using a Forster 99. This is one big airplane. Don thinks it will do as well as a Bomber. He has built the convertible Glider nose which turns this powered ship into an Old Time glider. The fuselage is red with yellow wings and horizontal tail. The nose trim line is white and it has the black underpanels at the wing tips which Don likes to use for visibility. Park Abbott reported that he watched Don's first flights at the end of August at reduced power and that the ship has a very stable and slow glide.



The "Airborne" at a September TOFFF. Photos by Larry Kramer.

THANKS LARRY

The majority of photos used in the Antique Flyer have been taken by Larry Kramer, SAM 27's official photographer. Larry diligently records the events at TOFFF and at meetings, reviews the results and then burns a CD with the pick of the litter. Using the CD makes the editor's job a lot easier because I don't have to go through the additional process of scanning photo prints. Larry also provides a key to the photos so we know who belongs to what model. There wouldn't be much of an A-F if we didn't have Larry's photos so give him an "attaboy" the next time you see him. Now if only everyone else contributed something once in awhile!




Model Aircrafters Department


MIKE FULMER MODELER EXTRAORDINAIRE


Mike Fulmer provided the August meeting program. In real life, Mike is a master professional modeler providing incredible prototype manufacturing master molds, movie models and special-effects, one-off display models for private collectors along with a myriad other model projects, and in his spare time he writes novels and screen plays in-between building street rods - there's no end to Mike's talents and seldom do you find Mike not working on something. Always a model builder, Mike paid his worldly dues as a U.S. Marine in Vietnam and later as a pipe-line welder before eventually gaining a job with Industrial Light & Magic in San Rafael where he worked on dozens of films before leaving his position as Model Shop Supervisor for the life of freelance modeling. For a good example of Mike's movie talents, catch the movie "Always" on video. For the most part, a professional modeler has little relationship to our hobby, but Mike has a love for stick and tissue airplanes and he has created numerous gems for his own delight. His life-long interest in the free flight hobby and his personal relationship to stalwarts in the hobby, led to his appointment as the "creator" of the AMA National Model Museum in Muncie. He and his friend Ira Keeler unpacked all the assorted remnants of the old museum in Reston, VA and put together the beginnings of the current museum. They repaired and built dozens of models while creating attractive displays; Mike's signature touch in the museum is his wonderful old-time model shop with its shelves and cases packed with kits and goodies that we all drooled over in the past (and still do today!). Following the museum's creation, Mike returned to Marin County where his active business exists today.

Mike has designed a line of 1:10 scale WW2, free-flight fighters intended to be powered by rubber, electric or CO2. These models are not only accurate representations of their real counterparts, but they are also good flyers. Although they are of typical stick and tissue construction, by the time Mike gets through with them they are works of art suitable to be museum pieces - and, his efforts are entirely painted details adding no weight to the scale flyers. Mike displayed examples of these gems at the August meeting and pictures of three of these models are shown here. His exacting scale paintings make our hobbyist efforts look rather amateurish, and we can't expect to achieve the level of perfection that a professional can provide, yet we certainly can learn from these models and perhaps do a little better on our own. Mike is planning on providing these jumbo scale fighters as kits and I for one look forward to building these in the future. Pictures of these fighters have appeared in several magazines recently, the most recent being "Flying Models", November 2001 issue, page 57. Keep tuned.




Photos above and below are of the Fw 190 D-9, the "Dora 9" long nose. Pictures courtesy of Mike Fulmer.








MORE OF MIKE FULMER'S MODELS



The Bf 109G-14/U-2 is pictured above. Note that the RH wing is doped but unpainted, showing what the completed model looks like prior to the finish paint scheme. Amazing! Mike didn't tell me this was the U-2 variant but his detail is so accurate that the two external trim tabs on the rudder, when coupled with a non-retractable tail wheel, two MG 131s fuselage mounted, and the Galland "clear" canopy all point to the -14/U-2. I believe that this 109 is from JG-1. Photos courtesy of Mike Fulmer.




More details of the Bf 109. Note the difference in stabilizer halves.



AMONG THE MODEL MAKERS

SAM 27 AUGUST MEETING





To augment the previous article on Mike Fulmer and his exquisite 1:10 scale flying fighters, these pictures were taken by Larry Kramer at the August meeting. The airplane above is Mike's MiG-3 - it just looks like it should fly. Mike is shown below with the MiG-3 and the Bf 109. One of Gunnar Anderson's great WWI airplane paintings is to Mike's left and another one pictured at bottom of page.





SEPTEMBER TOFF



JT's really nice "Rascal" - what attractive "spats". Below: George Benson's "no stab" design - grabbed thermal and gave George a nice walk!




Antique Flyer



DON'T BE LEFT OUT
BE A PART OF

TOFFF


COME JOIN US, SAM 27 FLYING
FIELD EACH THURSDAY AM




What a handsome model of the SNJ by Jerry Long. The report is that it flew vevry nicely. Is this a kit?

SAM 27's Dean of Modeling, Earl Hoffman, shows the TOFFF group how to fly small rubber. This gem caught a thermal and Earl hiked off almost to the towers to recover.

Below: Don Bekins and Bill Curry work on Bill's Shereshaw "Mercury"; formerly powered by electric (see last issue of A-F on page 7 for photos of the electric version) the ship has been converted to an ignition engine (Ohlsson?).



Jerry's beautiful model wins this month's Antique Flyer "Master the Air" award with all its benefits (?).



SEPTEMBER MEETING



Dick Irwin showed his beautiful "WOG"; the weight of the Cox .049 powered model is 15 1/2 oz., radio and all.

Below: Ed Hamler brought his Brown D powered "Mercury"; wish this was printed in color because it is yellow with a purple (?) trim.




CRASH & BASH 2001

The September Crash & Bash is history. Here, in part, is the summary of the contest by the CD, **Ed Hamler**.


We had thirty-one contestants registered on the AMA form. 113 total event entries, with 221 official flights posted over the three day contest period. A total of \$846 cash prizes were awarded along with Crash & Bash ribbons, perpetual trophies and permanent plaques.

For the second year in a row, Fred Mulholland of SAM 77, Tampa, FL was the winner of the 2001 Bill Hooks Memorial Sweepstakes Championship garnering 39 points, followed by Don Bekins with 21 points, Peder Samuelsen with 19 points, and Tom Empey and Rick Holman, each with 18 points. Twenty-four contestants garnered championship points. Harold Carpenter won the grand raffle prize, the new ACE SeaMaster 40 ARF kit, and Robyn Nevels won the special ladies' raffle.

Special thanks to Loren and SAM Sweetheart Miriam for their most gracious hospitality and delicious food. The flying field never looked better! This was our 13th consecutive year with Loren and Miriam at the Schmidt Ranch and much of our success is owed to their hard work, preparation and shopping before the contest even begins. Over 130 meals were served before Sunday's final awards ceremony. We had plenty of assistance with the contest and meals from SAM 27 members and non-members alike. I'd like to recognize Neve Nichalou, Pattee Empey, Sarah Holman, Jennifer Holman, Mary Hamler, Dick Irwin, Ron Keil, Don Bekins, Brian Ramsey, Earl Hoffman, John Dammuler, Ned Nevels, Robyn Nevels, Samantha Nevels and Bob Angel for their special contributions to the weekend's activities with sincere apologies to anyone missing from my ragged mental list of helpers. God Bless America, our Home Sweet Home!



Jerry Rocha with HLG August 2nd Place, John Hlebar with August 1st Place, and Dick Irwin with August 3rd Place Trophy for HLG. Dick was overall winner as shown on Page 1 of this A-F. Congratulations!



MEETING NOTES

By Loren Kramer

Special guest Mike Fulmer, former Chief Modeler at ILM, brought a few of his flying models to the August meeting to show finishing techniques (see pages 4-5). These models are prototypes of possible kits to be produced by Clancy Aviation. They are large-scale rubber of about 42" wing span. With vacuum formed props (fixed or folding). To finish a model all it takes is a good airbrush reasonably good vision and practice. The more you learn the easier it gets. Today they make all the paints you could possibly want for almost any subject but are found in your normal dopes. They're most applicable to model railroads or plastic kits. Some of them are water based or toluene based (Floquil, Pactra, and Humbrol) they all make authentic colors. They're extremely fine pigment makes very light with almost no weight gain at all. A good way to paint a model is to put the dark color on first. This seems strange but it takes very little light color after it is made solid with a dark color, such as light blue over black. When spraying keep it thin and the pressure down. The essential ingredient is a good airbrush. Of all the tools to buy the airbrush is one that when you start using it you will never stop using. You can spray anything from dope to lacquer, enamel even PPG auto finishes. A Binks Airbrush, a model B gun with a A, B and C tip. You can spray down to a real fine spray with a knob on the top. Use either a air compressor or a tank. It will spray on whatever surface you have. What really gives the model character is after you paint it drawing character on the model. Use Prisma pencils to draw panel lines. Silver Prisma is so easy just drag it across the delicate tissue with conventional rulers or what you want. Also use pastel chalks. A box of Grumbacher pastels will last a lifetime. You get rust and every color imaginable. Grind it using fine sandpaper and apply it with brushes or a finger were you want it to be weathered. Mike also uses .007" aluminum for details by forming them in simple molds cut into a wood block. You can emboss it with various tools such as pen, trounce wheels. It is available at auto supply or craft shops. For masking off for painting use card stock to block off the paint, at these low pressures there is not much over spray. When taping over tissue you have to be careful not to pull off the paint with the tape because it is a flexible surface. When using masking tape you want to first de-stick it by sticking it down a few times then use a cutting board made of metal with 3M double stick tape applied to it. The 3M tape will form a barrier that the masking tape won't aggressively stick to so you can cut out a mask with out deform it when you remove it to place on the model. Thanks Mike for the valuable tips.

NEW BUSINESS - Flying Aces Club & The Concord Model Engineers — John Hlebcar and Jerry Rocha got a letter from Warren Delane of The Concord Model Engineers (www.concordmodelengineers.org) to spur a movement of FAC (Flying Aces Club) in SAM 27 a possible joint FAC contest with SAM 27 in the future. If interested contact John Hlebcar for details. (*Join the FAC - great plans.*)

JUNIOR OLDTIMER REPORT — Rocco Ferrario SAM 27 Junior Team. NFFS "One Design " Challenge. Rocco proposed a SAM 27 "One Design Challenge" which will be open to selected SAM 27 Junior members. They would build 2 models a 1/2A T-Bird and at least one of three approved A1 Towline Gliders. (The Ghost, Jetstream, or Lil Dip). Sam 27 would provide the engines, SAM span, CA glue, extra contest balsa, and mounting hardware. SAM 27 will sign up for a Youth in Education package, which will provide a \$100 to purchase 10 Lil Dip kits (BMJR), 10 1/2 A T-Bird kits (Campbell's), 20 Badge DT Timers (Aerodyne). The participants will maintain their AMA and SAM 27 memberships, build and competing these 2 events in 4 contest in the next 2 seasons. The plan is to have 10 juniors in the program at all times. Rocco has 8 juniors that are capable from his Aerospace camp that will participate.

TOFFF ORIGINS

John Carlson has cleared up the genesis of TOFFF.

THE TOFFMEISTER

Some, especially the newer members, may not be aware of the origin of TOFFF. During the July 1996 meeting, Dick O'Brien remarked that he got lonely at the Club's Lakeville field when often he was the only one there. He suggested that a day be selected for a weekly fun fly. It was hoped that this would attract a number of flyers and also promote safety. This proposal was enthusiastically accepted and Thursday was selected as the preferred day for the "Old F---s Flying Day." Subsequently Don Bekins suggested calling it the SAM 27 "Thursday Old F---s Fun Fly" or TOFFF. Don designed a logo which was made into a badge in a rectangular holder and originated a ceremony for induction into the TOFFF group. John Hlebcar found a source to make the logo into a circular badge as presently in use. A special badge was made for Dick O'Brien with TOFFMEISTER encircling basic badge. Because Dick's wife, Roseline, often sent out a batch of homemade cookies with Dick, she was made an honorary member of TOFFF and a special badge with COOKIEMEISTER was made up for her. The five years TOFFF has been in existence have been a great success. As many as twenty cars have been counted at the field. For the past year, Dick has not been able to be a regular TOFFF participant. He and Roseline recently moved from Sonoma to Kelseyville. Dick intends to continue as a SAM 27 member and will probably also link up with Clearlake SAM 74.

We all thank Dick for his many contributions to the success of SAM 27 and wish him and Roseline well in their move to Kelseyville. It is hoped that occasionally he will make it down to a meeting or to a TOFFF session.



The Club Marketplace. Send in your classified ad.

For another photo of Gunnar Anderson's fine WWI scenes, see www.collectair.com under the "original Art: link.



AMA Chapter #108 OFFICERS

- President**
John Dammuler (707) 462-1311
301 Empire Drive
Ukiah, CA 95482
- Vice President**
Park Abbott (707) 546-2358
2423 Jenes Lane
Santa Rosa, CA 95403
- Secretary**
John Hlebcar (707) 252-8482
201 Foster Road
Napa, CA 94558
- Treasurer**
Rod Persons (707) 894-5788
115 Kerry Lane
Cloverdale, CA 95425]
- Contest Director**
Ed Hamler (707) 255-3547
3379 Crystal Court
Napa, CA 94558
- Official Photographer**
Larry Kramer (415) 924-3068
36 Olive Avenue
Larkspur, CA 94939
- Editor**
Steve Remington (805) 560-1323
1324 De La Vina Street
Santa Barbara, CA 93101

RECORDING SECRETARY

Loren Kramer (707) 763-9170
1513 Sierra Drive
Petaluma, CA 94954

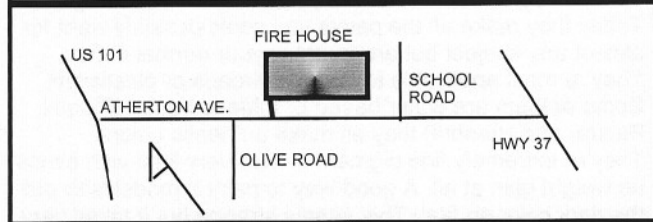
MEMBERSHIP

Membership is \$15 (\$18 Foreign) for the calendar year for both full and associate members. Dues are payable January 1st.

Full membership requires proof of current AMA membership to be presented at the time of joining or renewal by means of photocopy or presentation to the treasurer.

Associate members will receive the newsletter and may attend meetings, but may not fly at the Club's Lakeville Field or in Club contests.

Send dues to Rod Persons, Treasurer. Make checks payable to SAM 27.



Meetings: The Third Wednesday,
Each Month, 7:30 p.m. at the Novato
Fire Department Training Room

Antique Flyer

201 Foster Road, Napa, CA
94558



October-November
2001



The impressive lineup of Shereshaw Mercury's at the Las Vegas SAM Champs in October 2001 - How about that flyin' field! Photo from SAMTalk.

FIRST CLASS MAIL

TO:

**Don't forget to make your
Christmas Party Reservation.
See Page 1 for information.**